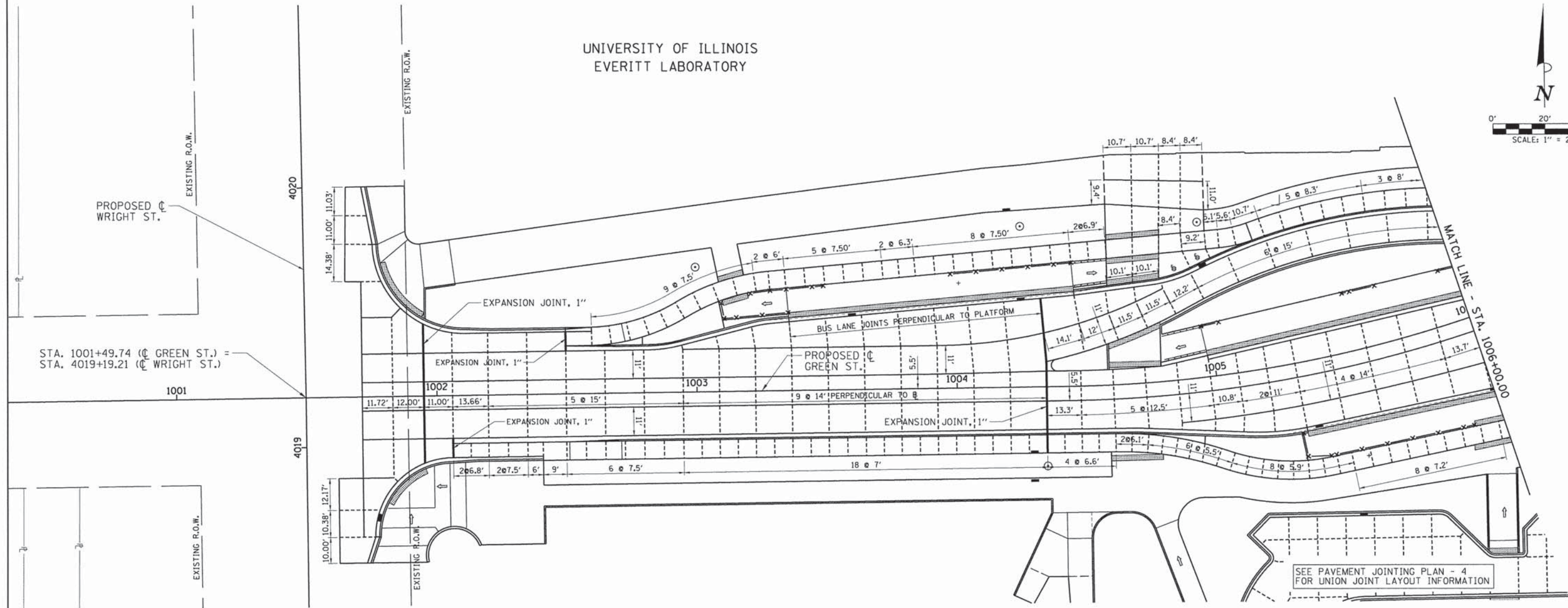


UNIVERSITY OF ILLINOIS
EVERITT LABORATORY

© Copyright Hanson Professional Services Inc. 2016
HANSON
Hanson Professional Services Inc.



NOTES

- ON GREEN STREET THE CURB AND GUTTER SHALL NOT BE POURED MONOLITHIC WITH THE PCC PAVEMENT EXCEPT AT THE STUB LOCATIONS. TIE BARS BETWEEN THE PAVEMENT AND THE CURB AND GUTTER WILL BE REQUIRED.
- ALL SAWED TRANSVERSE CONTRACTION JOINTS AND EXPANSION JOINTS IN THE PAVEMENT MUST EXTEND THROUGH THE CURB AND GUTTER.
- ALL SAWED JOINTS IN THE PCC PAVEMENT AND THE COMBINATION CONCRETE CURB AND GUTTER SHALL BE SEALED WITH A JOINT SEALER MEETING THE REQUIREMENTS OF ARTICLES 420.02 AND 606.06 OF THE STANDARD SPECIFICATIONS.
- WHEN LONGITUDINAL CONSTRUCTION JOINTS ARE CONSTRUCTED IN THE PAVEMENT, THE JOINTS SHALL BE TIED WITH NO. 6 x 24" EPOXY COATED TIE BARS SPACED AT 24" CENTERS AS SHOWN ON STD. 420001.
- TRANSVERSE CONSTRUCTION JOINTS SHALL MATCH THE LOCATION OF THE SAWED TRANSVERSE JOINTS OR EXPANSION JOINTS SHOWN ON THE PAVEMENT JOINT PLANS AND SHALL BE AS SHOWN ON STANDARDS 420101 AND 420106. TRANSVERSE CONSTRUCTION JOINTS SHALL NOT BE PLACED LESS THAN 15 FEET FROM A STAGE CONSTRUCTION LIMIT. THE CONSTRUCTION JOINTS THAT COINCIDE WITH CONTRACTION JOINTS SHALL HAVE SMOOTH EPOXY COATED DOWEL BARS 1.5" DIA., 18 INCHES LONG PLACED AT 12 INCH SPACING'S AND CENTERED ACROSS THE JOINT. CONSTRUCTION JOINTS THAT COINCIDE WITH EXPANSION JOINTS SHALL BE DOWELED AS SHOWN ON STANDARD 420001.
- SEE STANDARD 420111 FOR CONSTRUCTION DETAILS WHERE INLETS OR MANHOLES ARE LOCATED WITHIN THE PAVEMENT AREA.

LEGEND

- PROPOSED 1" EXPANSION JOINTS
- - - PROPOSED LONGITUDINAL JOINTS
- PROPOSED SAWED CONTRACTION JOINTS
- PROPOSED INLETS
- PROPOSED MANHOLES OR CATCH BASINS

SEE THE INTERSECTION DETAIL SHEETS
FOR ADDITIONAL ROADWAY GEOMETRIC AND
BACK OF SIDEWALK ELEVATION INFORMATION.

LAYOUT	D.C.	11/24/15
DRAWN	RLA	2/4/16
REVIEWED	MGD	3/22/16

FILE NAME =
Z:\Plans\Sheets\Project1\11-sht-pvtjoint01.dgn
PLOT DATE =
8/25/2016 1:39:26 PM

DESIGNED -	DLC	REVISED -	
DRAWN -	RLA	REVISED -	
CHECKED -	MGD	REVISED -	
DATE -	8/26/2016	REVISED -	

STATE OF ILLINOIS
DEPARTMENT OF TRANSPORTATION

PROJECT 1 - GREEN STREET
PAVEMENT JOINTING PLANS

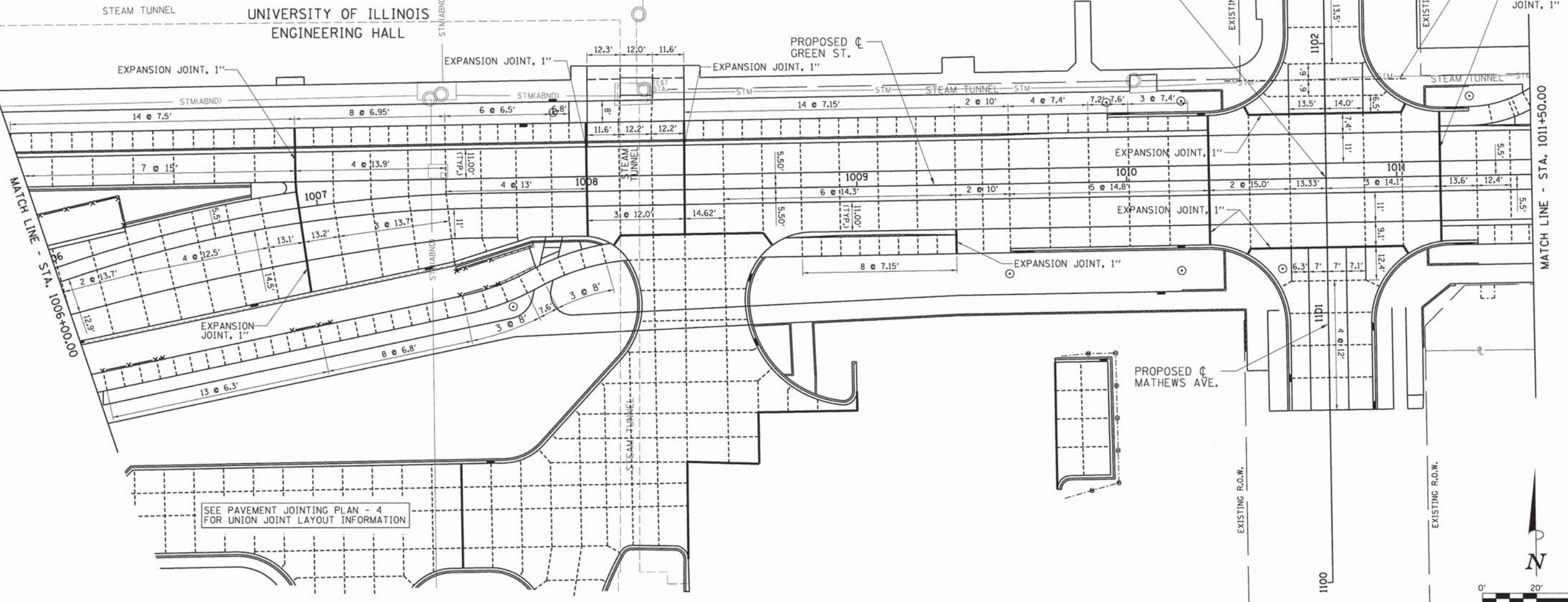
SCALE: 1"=20' SHEET NO. OF SHEETS STA. 1001+71.29 TO STA. 1006+00.00

F.A.U. RTE.	SECTION	COUNTY	TOTAL SHEETS	SHEET NO.
7126	15-00304-01-PV	CHAMPAIGN	236	74
MCORE PROJECT 1		CONTRACT NO. 91539		
JOB NO. C-95-305-16		ILLINOIS FED. AID PROJECT T16-51810571		

STEAM TUNNEL NOTE: STA. 1008+00 TO STA. 1008+30
EXISTING STEAM TUNNEL CROSSING UNDER GREEN STREET. EXTREME CAUTION
SHALL BE EXERCISED BY ALL CONTRACTORS TO AVOID DISTURBING OR DAMAGING
THE TUNNEL. JOINTING FOR THE PORTLAND CEMENT CONCRETE BASE COURSE 12"
PLACED BELOW THE SURFACE PAVEMENT SHALL MATCH THE JOINTING SHOWN FOR
THE PROPOSED PCC PAVEMENT 10.5" (JOINTED) SHOWN FOR THE SURFACE.

UNIVERSITY OF ILLINOIS MATERIALS
SCIENCE AND ENGINEERING

PAVEMENT JOINTING PLAN - 2



NOTES

- ON GREEN STREET THE CURB AND GUTTER SHALL NOT BE POURED MONOLITHIC WITH THE PCC PAVEMENT EXCEPT AT THE STUB LOCATIONS. TIE BARS BETWEEN THE PAVEMENT AND THE CURB AND GUTTER WILL BE REQUIRED.
- ALL SAWED TRANSVERSE CONTRACTION JOINTS AND EXPANSION JOINTS IN THE PAVEMENT MUST EXTEND THROUGH THE CURB AND GUTTER.
- ALL SAWED JOINTS IN THE PCC PAVEMENT AND THE COMBINATION CONCRETE CURB AND GUTTER SHALL BE SEALED WITH A JOINT SEALER MEETING THE REQUIREMENTS OF ARTICLES 420.02 AND 606.06 OF THE STANDARD SPECIFICATIONS.
- WHEN LONGITUDINAL CONSTRUCTION JOINTS ARE CONSTRUCTED IN THE PAVEMENT, THE JOINTS SHALL BE TIED WITH NO. 6 x 24" EPOXY COATED TIE BARS SPACED AT 24" CENTERS AS SHOWN ON STD. 420001.
- TRANSVERSE CONSTRUCTION JOINTS SHALL MATCH THE LOCATION OF THE SAWED TRANSVERSE JOINTS OR EXPANSION JOINTS SHOWN ON THE PAVEMENT JOINT PLANS AND SHALL BE AS SHOWN ON STANDARDS 420101 AND 420106. TRANSVERSE CONSTRUCTION JOINTS SHALL NOT BE PLACED LESS THAN 15 FEET FROM A STAGE CONSTRUCTION LIMIT. THE CONSTRUCTION JOINTS THAT COINCIDE WITH CONTRACTION JOINTS SHALL HAVE SMOOTH EPOXY COATED DOWEL BARS 1.5" DIA., 18 INCHES LONG PLACED AT 12 INCH SPACING'S AND CENTERED ACROSS THE JOINT. CONSTRUCTION JOINTS THAT COINCIDE WITH EXPANSION JOINTS SHALL BE DOWELED AS SHOWN ON STANDARD 420001.
- SEE STANDARD 420111 FOR CONSTRUCTION DETAILS WHERE INLETS OR MANHOLES ARE LOCATED WITHIN THE PAVEMENT AREA.

LEGEND

- PROPOSED 1" EXPANSION JOINTS
- PROPOSED LONGITUDINAL JOINTS
- PROPOSED SAWED CONTRACTION JOINTS
- PROPOSED INLETS
- PROPOSED MANHOLES OR CATCH BASINS

SEE THE INTERSECTION DETAIL SHEETS
FOR ADDITIONAL ROADWAY GEOMETRIC AND
BACK OF SIDEWALK ELEVATION INFORMATION.

FILE NAME =
Z:\Plans\Sheets\Project1\P1-sht-pvtjoint02.dgn

PLOT DATE =
8/25/2016 1:40:08 PM

DESIGNED - DLC
DRAWN - RLA
CHECKED - MGD
DATE - 8/26/2016


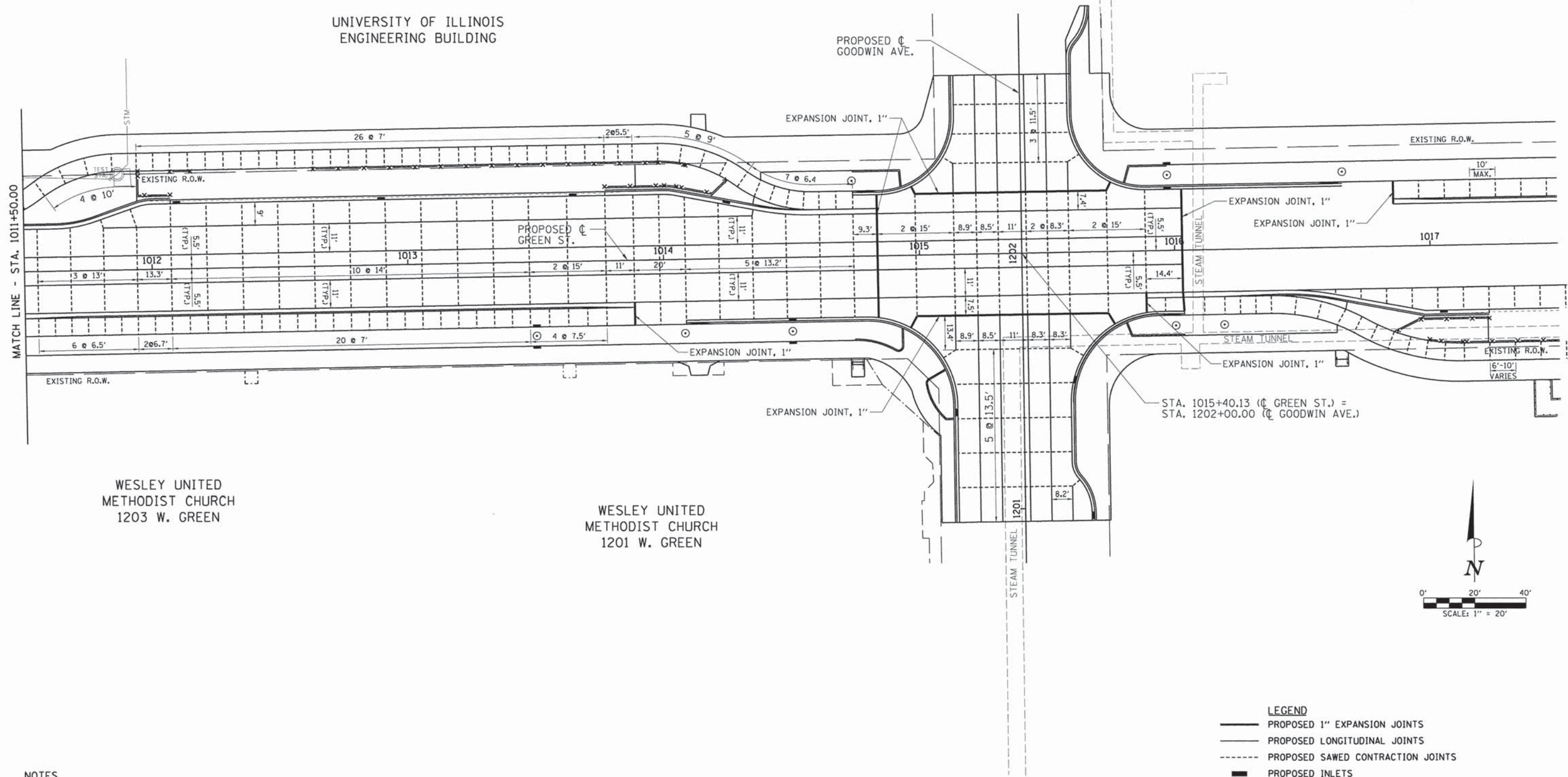
REVISED -
REVISED -
REVISED -
REVISED -

STATE OF ILLINOIS
DEPARTMENT OF TRANSPORTATION

PROJECT 1 - GREEN STREET
PAVEMENT JOINTING PLANS

SCALE: 1"=20' SHEET NO. OF SHEETS STA. 1006+00.00 TO STA. 1011+50.00

F.A.U. RTE.	SECTION	COUNTY	TOTAL SHEETS	SHEET NO.
7126	15-00304-01-PV	CHAMPAIGN	236	75
MCORE PROJECT 1		CONTRACT NO. 91539		
JOB NO. C-95-305-16 ILLINOIS FED. AID PROJECT TIG-5181(057)				



- LEGEND**
- PROPOSED 1" EXPANSION JOINTS
 - PROPOSED LONGITUDINAL JOINTS
 - - - PROPOSED SAWED CONTRACTION JOINTS
 - PROPOSED INLETS
 - PROPOSED MANHOLES OR CATCH BASINS

NOTES

- ON GREEN STREET THE CURB AND GUTTER SHALL NOT BE POURED MONOLITHIC WITH THE PCC PAVEMENT EXCEPT AT THE STUB LOCATIONS. TIE BARS BETWEEN THE PAVEMENT AND THE CURB AND GUTTER WILL BE REQUIRED.
- ALL SAWED TRANSVERSE CONTRACTION JOINTS AND EXPANSION JOINTS IN THE PAVEMENT MUST EXTEND THROUGH THE CURB AND GUTTER.
- ALL SAWED JOINTS IN THE PCC PAVEMENT AND THE COMBINATION CONCRETE CURB AND GUTTER SHALL BE SEALED WITH A JOINT SEALER MEETING THE REQUIREMENTS OF ARTICLES 420.02 AND 606.06 OF THE STANDARD SPECIFICATIONS.
- WHEN LONGITUDINAL CONSTRUCTION JOINTS ARE CONSTRUCTED IN THE PAVEMENT, THE JOINTS SHALL BE TIED WITH NO. 6 x 24" EPOXY COATED TIE BARS SPACED AT 24" CENTERS AS SHOWN ON STD. 420001.
- TRANSVERSE CONSTRUCTION JOINTS SHALL MATCH THE LOCATION OF THE SAWED TRANSVERSE JOINTS OR EXPANSION JOINTS SHOWN ON THE PAVEMENT JOINT PLANS AND SHALL BE AS SHOWN ON STANDARDS 420101 AND 420106. TRANSVERSE CONSTRUCTION JOINTS SHALL NOT BE PLACED LESS THAN 15 FEET FROM A STAGE CONSTRUCTION LIMIT. THE CONSTRUCTION JOINTS THAT COINCIDE WITH CONTRACTION JOINTS SHALL HAVE SMOOTH EPOXY COATED DOWEL BARS 1.5" DIA., 18 INCHES LONG PLACED AT 12 INCH SPACING'S AND CENTERED ACROSS THE JOINT. CONSTRUCTION JOINTS THAT COINCIDE WITH EXPANSION JOINTS SHALL BE DOWELED AS SHOWN ON STANDARD 420001.
- SEE STANDARD 420111 FOR CONSTRUCTION DETAILS WHERE INLETS OR MANHOLES ARE LOCATED WITHIN THE PAVEMENT AREA.

SEE THE INTERSECTION DETAIL SHEETS FOR ADDITIONAL ROADWAY GEOMETRIC AND BACK OF SIDEWALK ELEVATION INFORMATION.

LAYOUT	DLC	11/24/15
DRAWN	RLA	2/4/16
REVIEWED	MGD	3/22/16

FILE NAME =	DESIGNED - DLC	REVISED -
Z:\Plans\sheets\Project1\P1-sht-pvtjoint03.dgn	DRAWN - RLA	REVISED -
PLOT DATE =	CHECKED - MGD	REVISED -
8/25/2016 1:40:13 PM	DATE - 8/26/2016	REVISED -

STATE OF ILLINOIS
DEPARTMENT OF TRANSPORTATION

PROJECT 1 - GREEN STREET
PAVEMENT JOINTING PLANS

SCALE: 1"=20' SHEET NO. OF SHEETS STA. 1011+50.00 TO STA. 1017+50.00

F.A.U. RTE.	SECTION	COUNTY	TOTAL SHEETS	SHEET NO.
7126	15-00304-01-PV	CHAMPAIGN	236	76
MCORE PROJECT 1		CONTRACT NO. 91539		
JOB NO. C-95-305-16		ILLINOIS FED. AID PROJECT TIG-5181(057)		