



**REQUEST FOR PROPOSAL  
SOLICITATION #2223-19 EV Charging Stations  
ADDENDUM 1**

The following questions and answers are provided as part of Request for Proposal #2223-19 EV Charging Stations.

**1. Is this a bid to install these charging stations? Or reaching out for engineering for design of these Charging Stations?**

The purpose of this solicitation is to receive proposals for a turnkey, publicly accessible electric vehicle charging service provided by a vendor, located on City-owned real estate. The City does not intend to build, own, or operate public charging stations itself at this time.

**2. Do you know how many people are bidding this project?**

The RFP is publicly noticed and any number of vendors may respond.

**3. Are there any details that you are interested in that are not listed on the RFP, such as separate metering or electrical infrastructure updates?**

Vendors may provide additional details not requested provided they abide the page limit of 40 pages inclusive of all documents.

**4. Are there any specific properties on Exhibit E that are a higher priority?**

The City has identified the downtown Urbana Parking Garage as a likely location where charging demand may be high.

**5. Do you have any site maps for each one of those properties/locations?**

Site maps for some parking lots are herein provided as part of this Addendum.

**6. Is there a number of Level 2 chargers that you're looking for?**

The City is interested in vendors proposing appropriate locations and charging levels.

**7. Can we get current site plan/electrical box photos to determine the current load capacity?**

Electrical Details for the Parking Garage are attached to this Addendum. Additional details will be provided as available following vendor selection.

**8. What are the distances from the electrical source to EVSE site locations?**

Electrical Details for the Parking Garage are attached to this Addendum. Additional details will be provided as available following vendor selection.

**9. How many charging ports (parking spaces) are needed in each location and would they need wall mount or pedestal mounting abilities?**

The City is interested in vendors proposing appropriate locations and types.

**10. Can the City please clarify if only desires proposals for which all costs (and revenues) are the responsibility of a third party? Given this business case is challenging to make work in most cases, would the city consider some cost contribution to enable the deployment at your facilities? Does the city want to own these charging stations or want a third party owned and managed solution?**

At this time, the City is only considering third party owned and operated charging stations provided at no cost to the City. The selected vendor may propose a rate to be charged to the users of the charging stations.

**11. Is the City interested in having your branding on the station and having some control over operating parameters, such as pricing, for the end user?**

Vendors may make proposals on all these matters. The final terms to be memorialized in a license or lease agreement. Branding and operation are less important to the City. Ensuring that EV charging is affordable and accessible is more important.

**12. Is the City only looking to have public charging on every location, or is there any interest in implementing fleet electrification solutions on some locations, like fire stations? Will the city of Urbana need fleet specific charging solutions for fleet vehicles or electric fire trucks?**

At this time, the City fleet includes only one (1) electric vehicle for which a charging station already exists. The present concern is with providing publicly accessible charging stations.

**13. Would the City be willing to issue a non-binding letter of intent in order to demonstrate to the state that we have the City's permission to use the proposed sites for charging station installations?**

After selecting a vendor, yes the City would be willing to issue a letter of intent to enter into a site license or some other instrument to allow a vendor to use City property for charging station installations.

**14. Please confirm if all charging locations are level two chargers if not could you please specify which locations are level twos and which are level three DC fast chargers.**

The City is interested in vendors proposing appropriate locations and charging levels.

**GENERAL NOTES:**

1. CONTRACTOR IS TO DETERMINE EXACT LOCATION AND DEPTH OF ALL UTILITIES AT ALL CROSSINGS PRIOR TO CONST.
2. ALL UNDERGROUND CONDUIT NOT CONCRETE ENCASED TO BE SCHEDULED 80 PVC.

5-31-83 REVISED  
3-23-83 RELEASED FOR BOD

Mark	Date	Revision / Release

**MAIN STREET ASSOCIATES**  
Architects, Engineers, Planners & Land Surveyors  
P.O. Box 755  
Urbana, Illinois 61801  
(217) 384-1144

A joint venture of:  
The Office of Delbert R. Smith AIA (217) 387-8409  
Berns, Ciancy and Associates, P.C. (217) 384-1144

**CARL WALKER & ASSOCIATES, inc.**  
Parking Consultants / Engineers  
222 West Second Street  
Urbana, Illinois 60120  
(312) 697-2640

**Downtown Parking Facility for the City of Urbana**

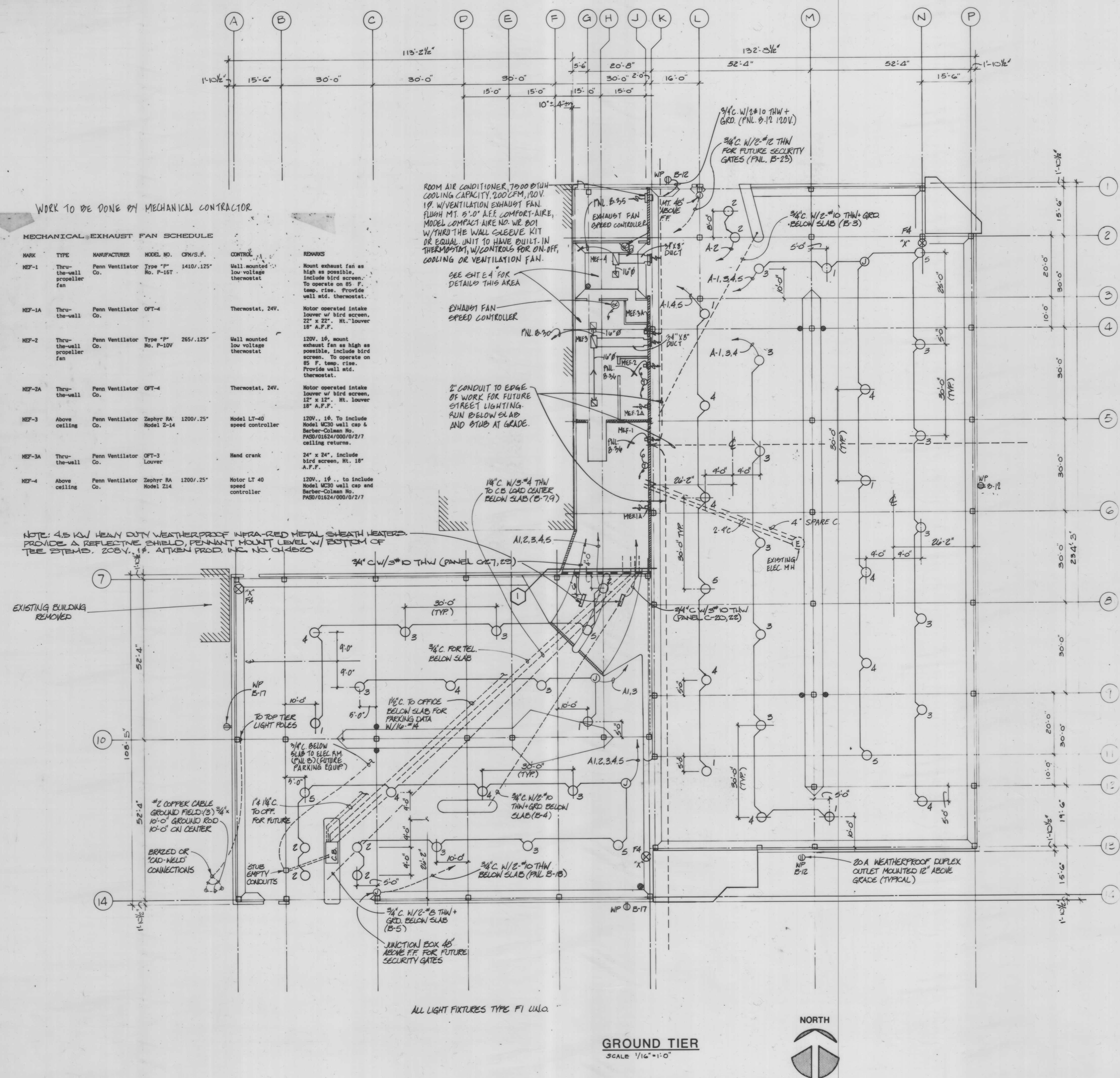
Urbana, Illinois

Drawn:	K.J. WYLIE
Project Manager:	SMITH/ROCH
Checked:	M.L. MOULDS
Approved:	Mary Smith

**CONSTRUCTION DOCUMENT**

**GROUND TIER LIGHTING PLAN**

MSA Job: 871 CWA Job: 3140204	Drawing No: <b>E 1</b>
Date: MARCH 28, 1983	

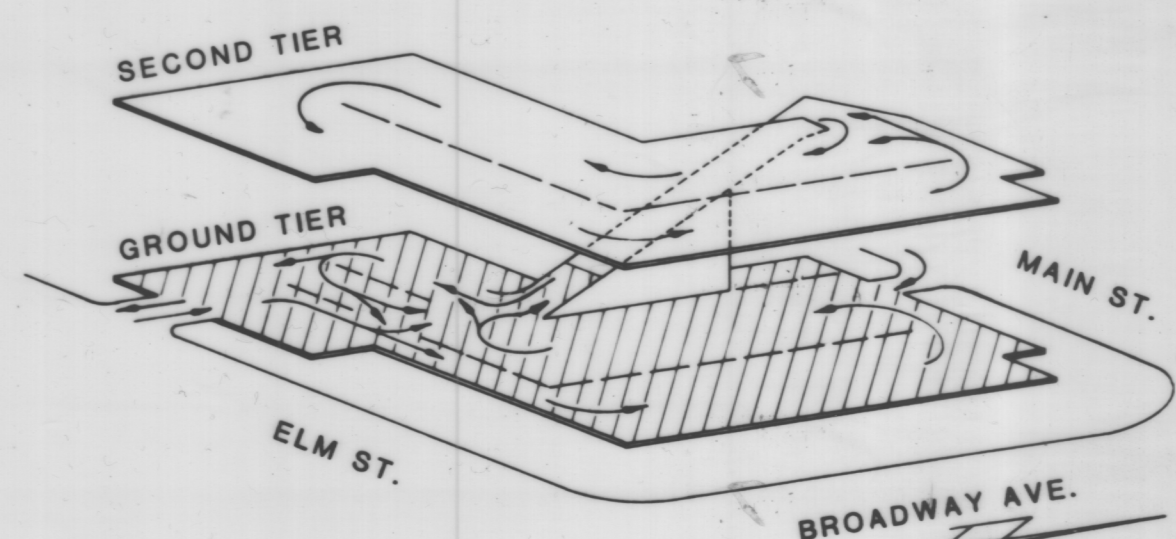


**WORK TO BE DONE BY MECHANICAL CONTRACTOR**

**MECHANICAL EXHAUST FAN SCHEDULE**

MARK	TYPE	MANUFACTURER	MODEL NO.	CFM/S.F.	CONTROL	REMARKS
MEF-1	Thru-the-wall propeller fan	Penn Ventilator Co.	Type "P" No. P-167	1410/.125'	Wall mounted low voltage thermostat	Mount exhaust fan as high as possible, include bird screen. To operate on 85 F. temp. rise. Provide wall mtd. thermostat.
MEF-1A	Thru-the-wall	Penn Ventilator Co.	OFT-4		Thermostat, 24V.	Motor operated intake louver w/ bird screen, 22" x 22". Mt. louver 18" A.F.F.
MEF-2	Thru-the-wall propeller fan	Penn Ventilator Co.	Type "P" No. P-10V	265/.125'	Wall mounted low voltage thermostat	120V. 16. mount exhaust fan as high as possible, include bird screen. To operate on 85 F. temp. rise. Provide wall mtd. thermostat.
MEF-2A	Thru-the-wall	Penn Ventilator Co.	OFT-4		Thermostat, 24V.	Motor operated intake louver w/ bird screen, 12" x 12". Mt. louver 18" A.F.F.
MEF-3	Above ceiling	Penn Ventilator Co.	Zephyr RA Model Z-14	1200/.25'	Model LT-40 speed controller	120V., 16. To include Model M30 wall cap & Barber-Colman No. PASB/01524/000/0/2/7 ceiling returns.
MEF-3A	Thru-the-wall	Penn Ventilator Co.	OFT-3		Hand crank Louver	24" x 24". Include bird screen, Mt. 18" A.F.F.
MEF-4	Above ceiling	Penn Ventilator Co.	Zephyr RA Model Z14	1200/.25'	Model LT 40 speed controller	120V., 16. To include Model M30 wall cap and Barber-Colman No. PASB/01524/000/0/2/7

NOTE: 4.5 KW HEAVY DUTY WEATHERPROOF INFRARED METAL SHEATH HEATERS. PROVIDE A REFLECTIVE SHIELD, PENNANT MOUNT LEVEL W/ BOTTOM OF TEE STEMS. ZOBY, 1/8" AIRKEN PROD. INC. NO. CH4820



ISOMETRIC

GROUND TIER  
SCALE 1/16"=1'-0"



GENERAL NOTES:

5-31-83 REVISED  
3-28-83 RELEASED FOR BIDS

Mark	Date	Revision / Release

**MAIN STREET ASSOCIATES**  
Architects, Engineers, Planners & Land Surveyors  
P.O. Box 755  
Urbana, Illinois 61801 (217) 384-1144

A joint venture of:  
The Office of Delbert R. Smith, AIA (217) 387-8409  
Berns, Clancy and Associates, P.C. (217) 384-1144

**CARL WALKER & ASSOCIATES, inc.**  
Parking Consultants / Engineers  
920 Davis Road  
Eglin, Illinois 60120  
(312) 697-2640



**Downtown  
Parking  
Facility  
for the  
City of  
Urbana**

Urbana, Illinois

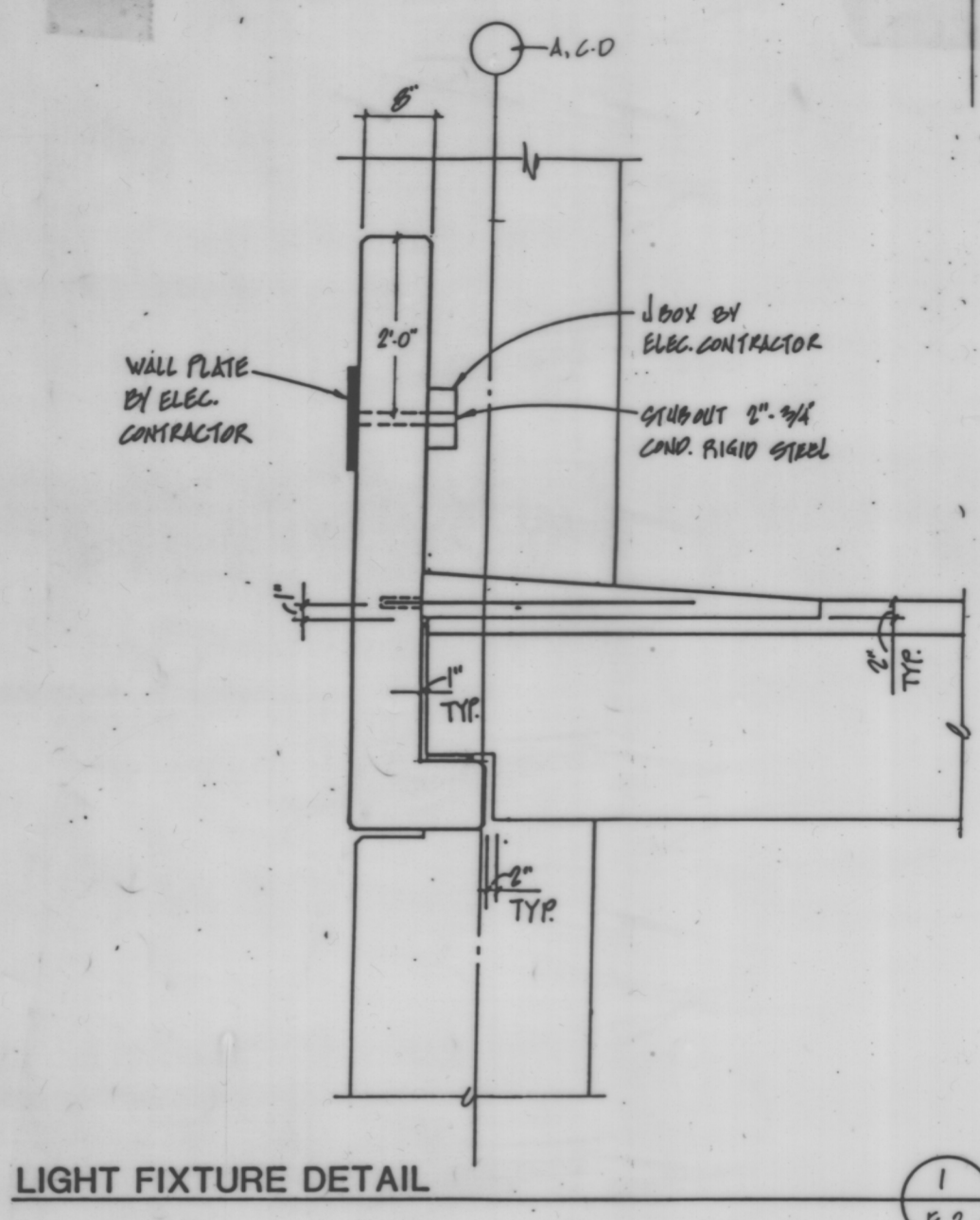
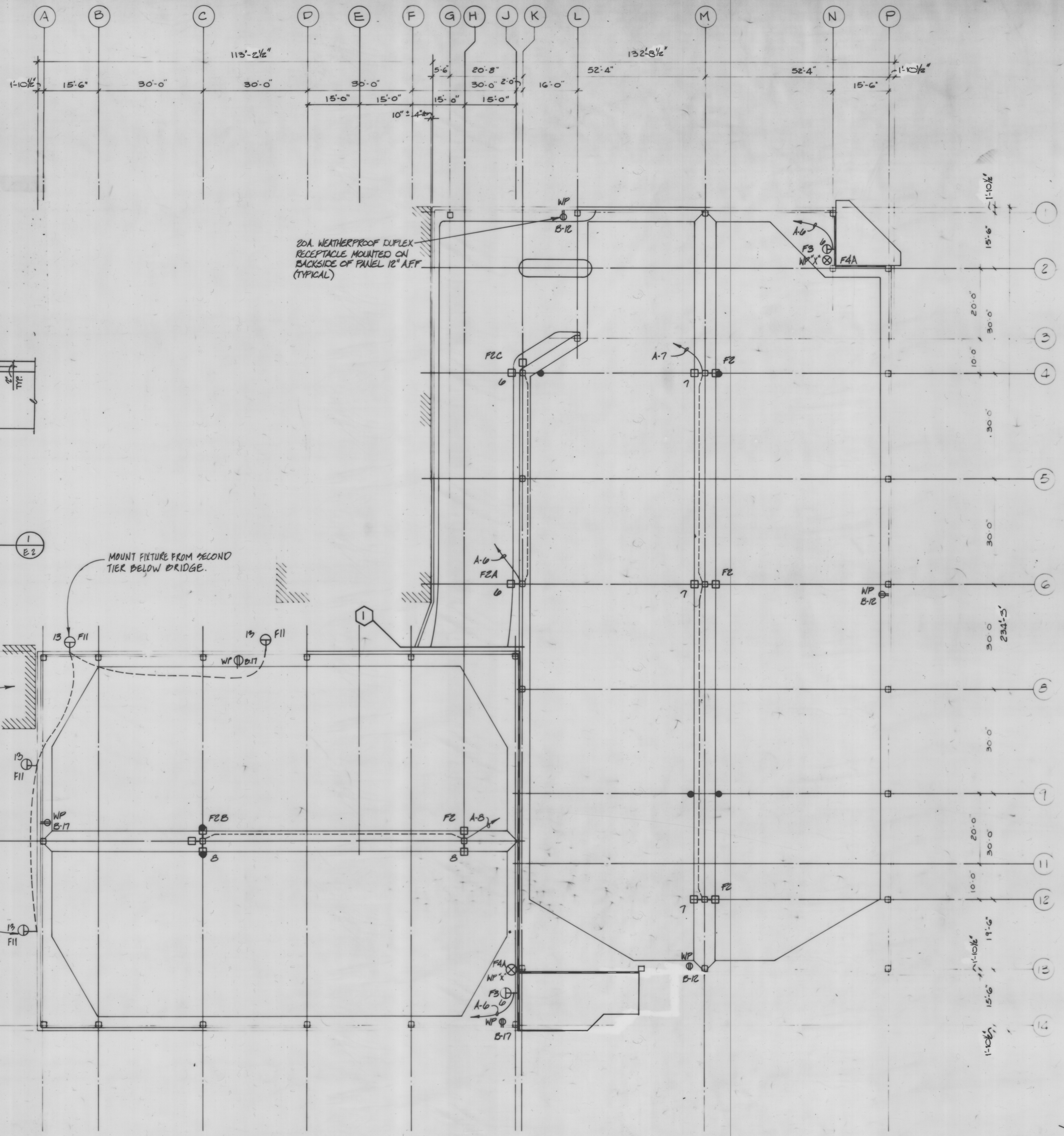
Drawn: K.J. WILIE  
Project Manager: SMITH/RECH  
Checked: M.L. MOULDS  
Approved: Mary Smith

**CONSTRUCTION  
DOCUMENT**

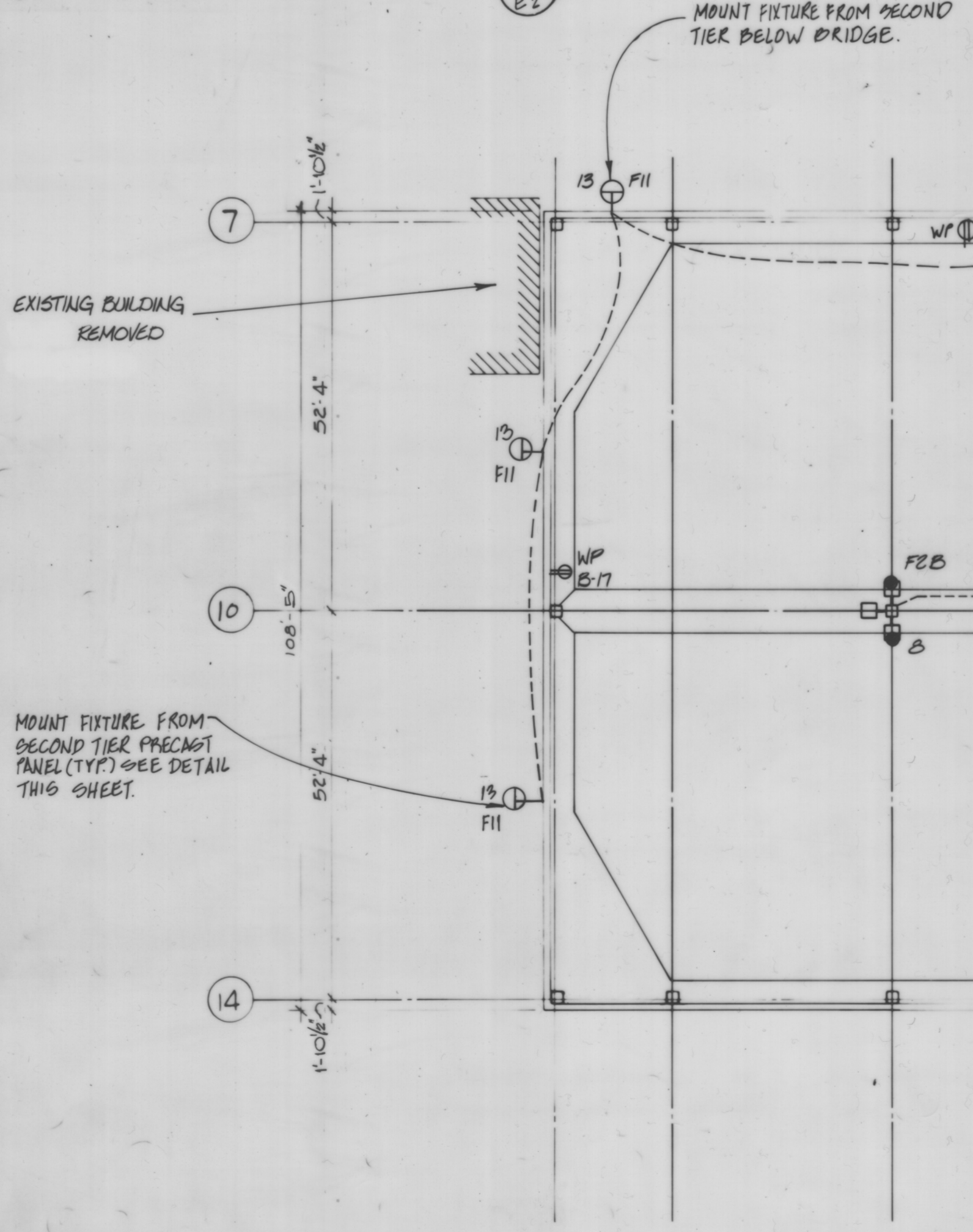
**SECOND TIER  
LIGHTING PLAN**

MSA Job: 871  
CWA Job: 3140204  
Date: MARCH 28, 1983

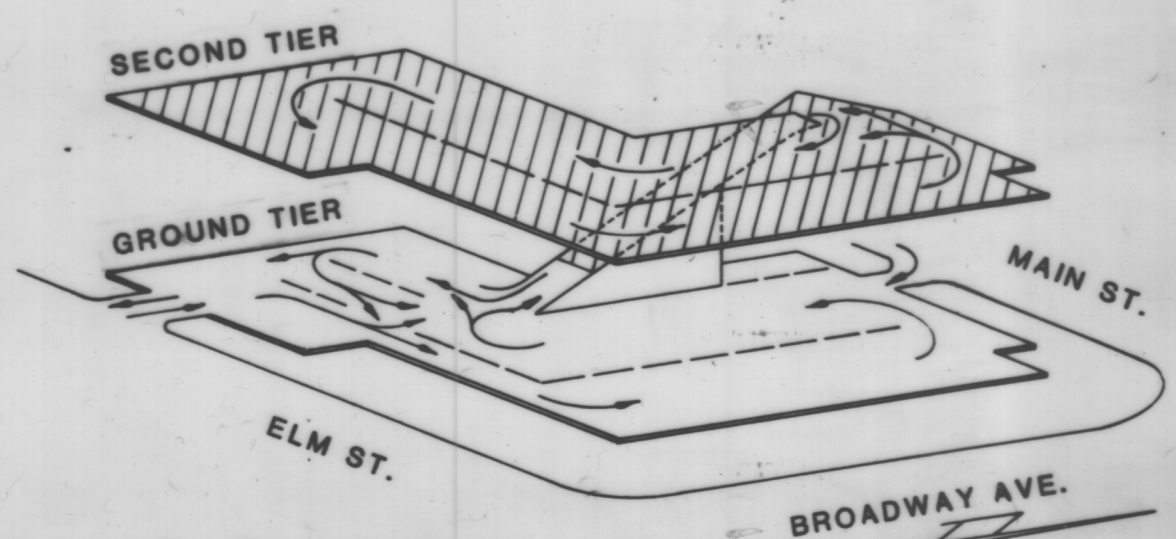
Drawing No:  
**E2**



LIGHT FIXTURE DETAIL



**SECOND TIER**  
SCALE 1/16\"/>



ISOMETRIC

**GENERAL NOTES:**

**NOTES:**

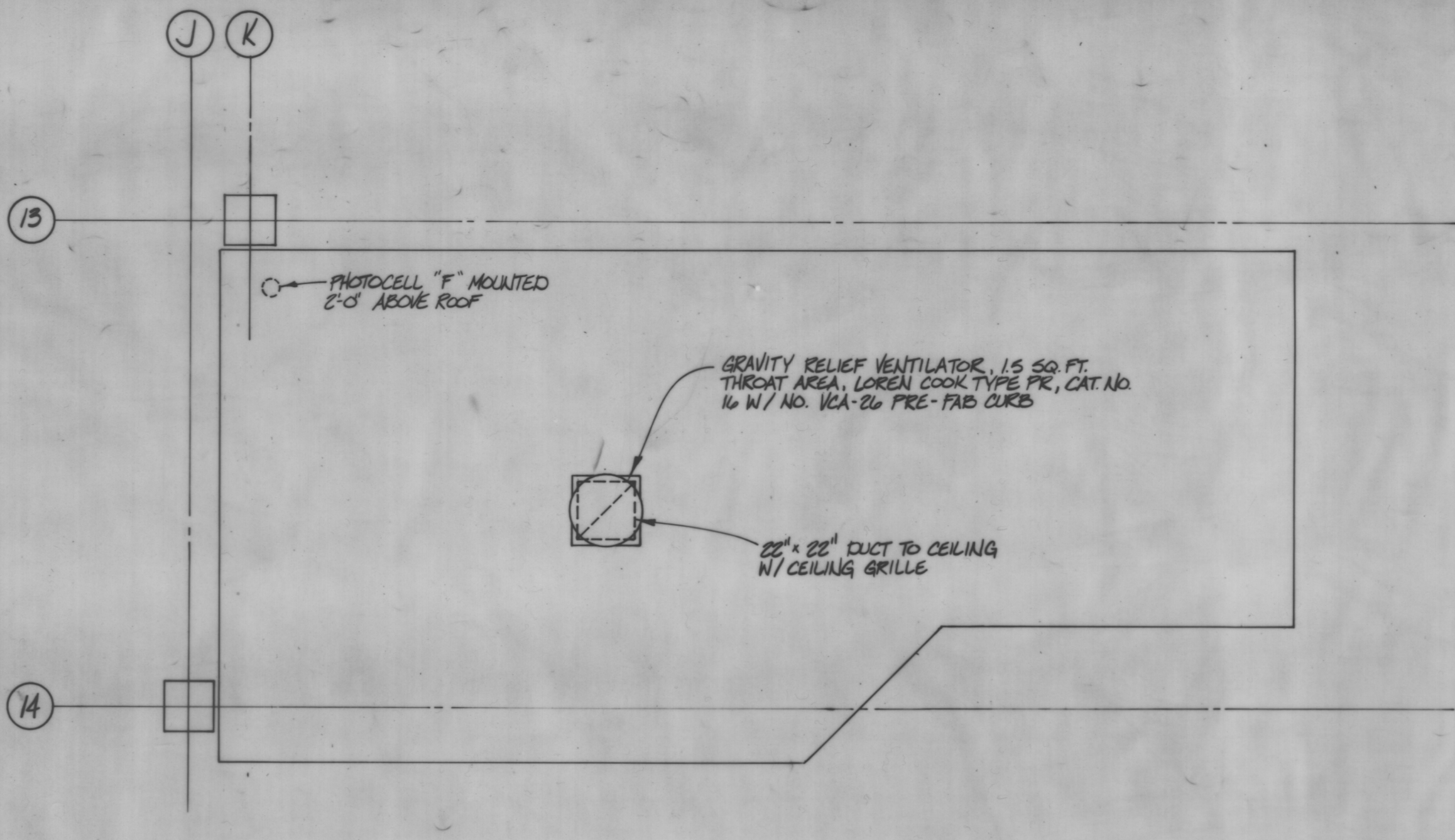
1. Connect smoke detectors in lobbies and alarm bell to detector panel and elevator controls.
2. Mount emergency battery units in stairs as high as possible, aim lights at stairs and size wires for voltage drop per manufacturers recommendations.
3. Conceal conduits in stairs where possible. Run conduits from bottom up and do not cross expansion joints at supported levels.
4. Provide device No. 27, under voltage relay, coil circuit in circuit for stair lighting (circuit 10). Wire relay contacts to interrupt circuits for the fixtures when stair lighting power is lost.

**MECHANICAL NOTES:**

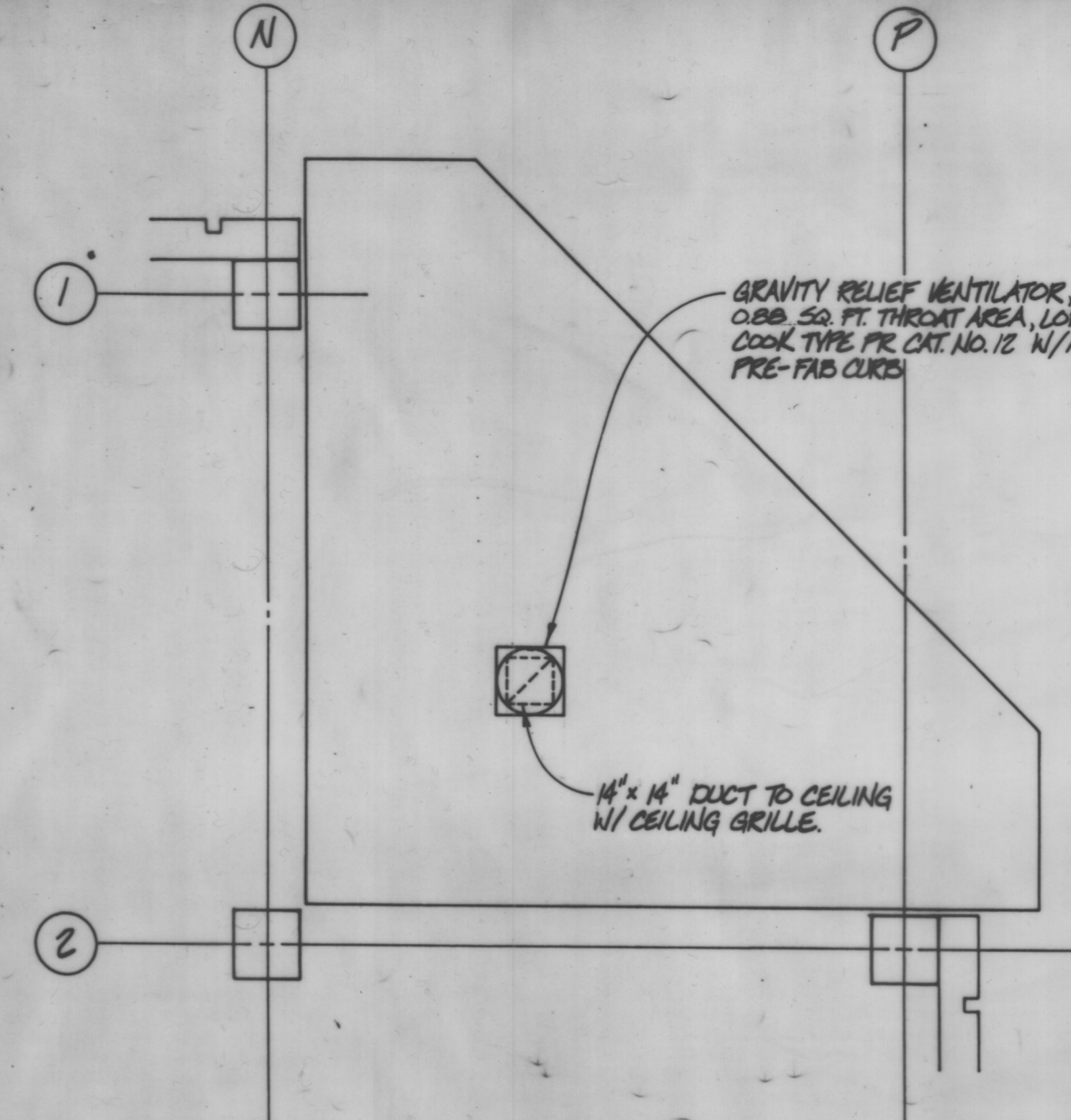
- M1. Provide exhaust fan, 375 CFM @ .250 S.P., 1/10 H.P., 120V, 1Ø, propeller type, wall mounted near ceiling, Penn Ventilator Company, type "P" fan with type WS louver and bird screen.
- M2. Provide intake louver, 18" x 18", motor operated with bird screen, bottom of louver mounted 24" A.F.F., Penn Vent Company "SAO" series.
- M3. Provide electric thermostat to operate exhaust fan and intake louver on 80°F temperature rise.

3-20-88 RELEASED FOR BIDS

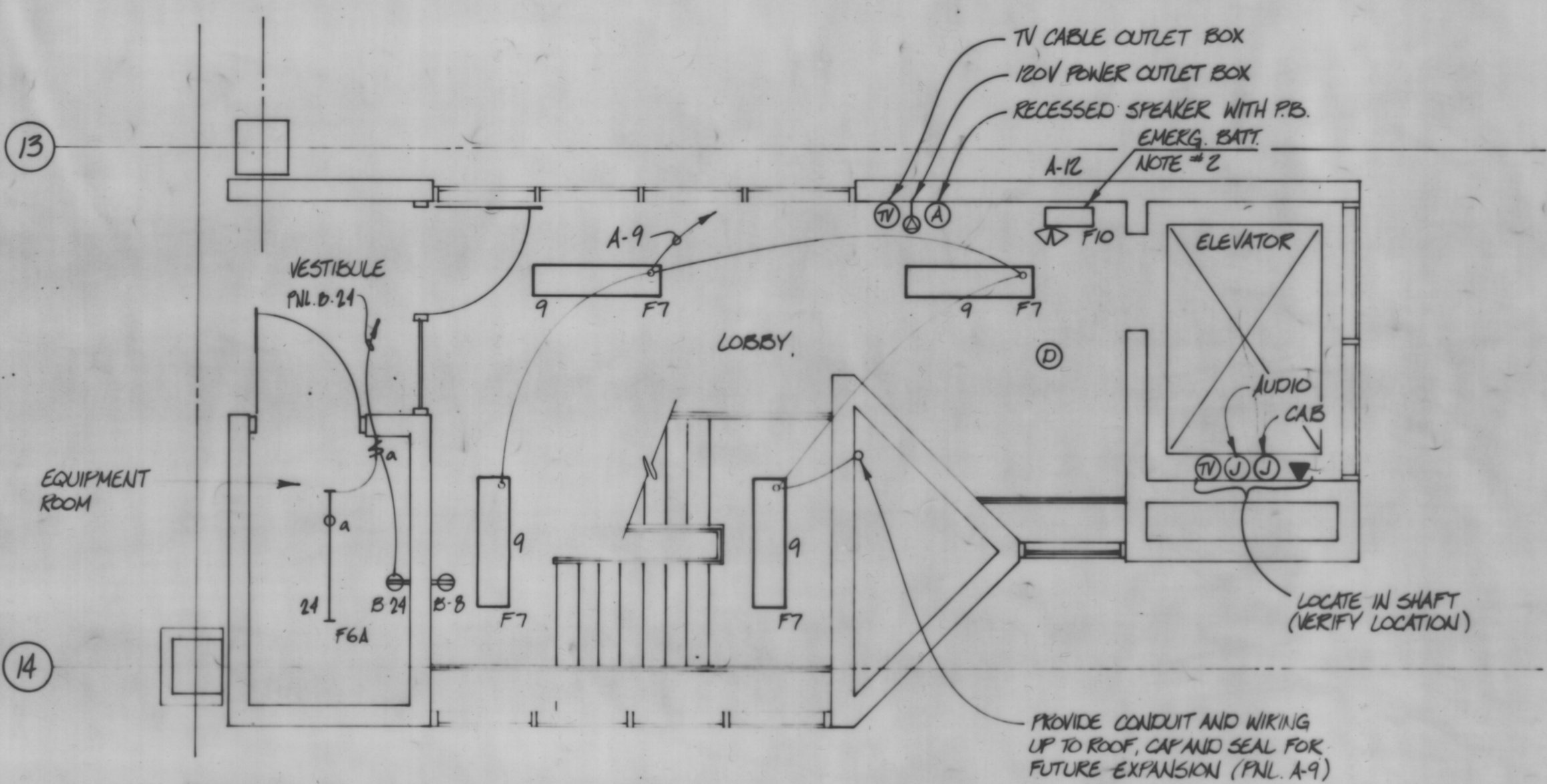
Mark	Date	Revision / Release



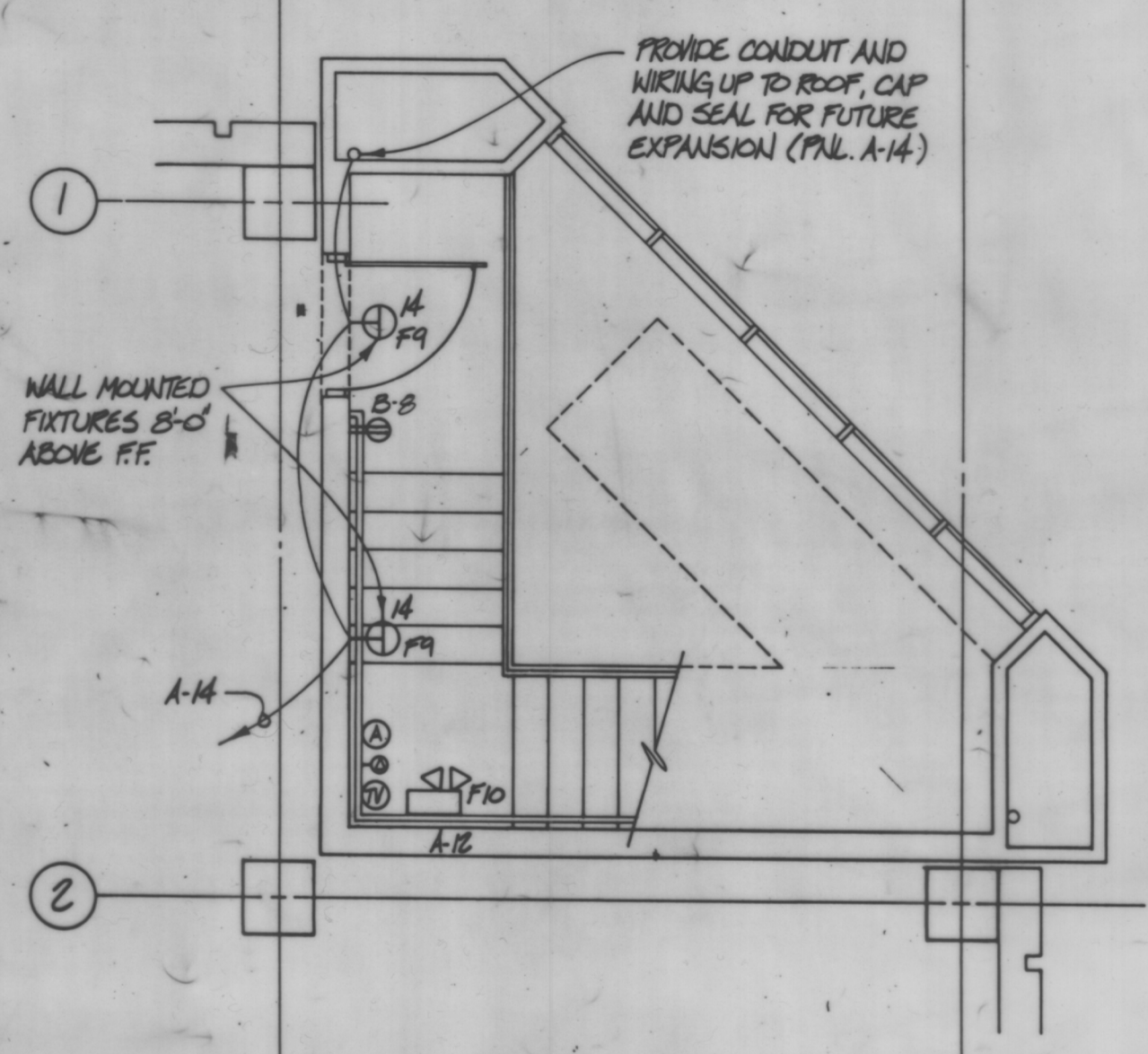
**ROOF PLAN**  
SCALE: 1/4" = 1'-0"



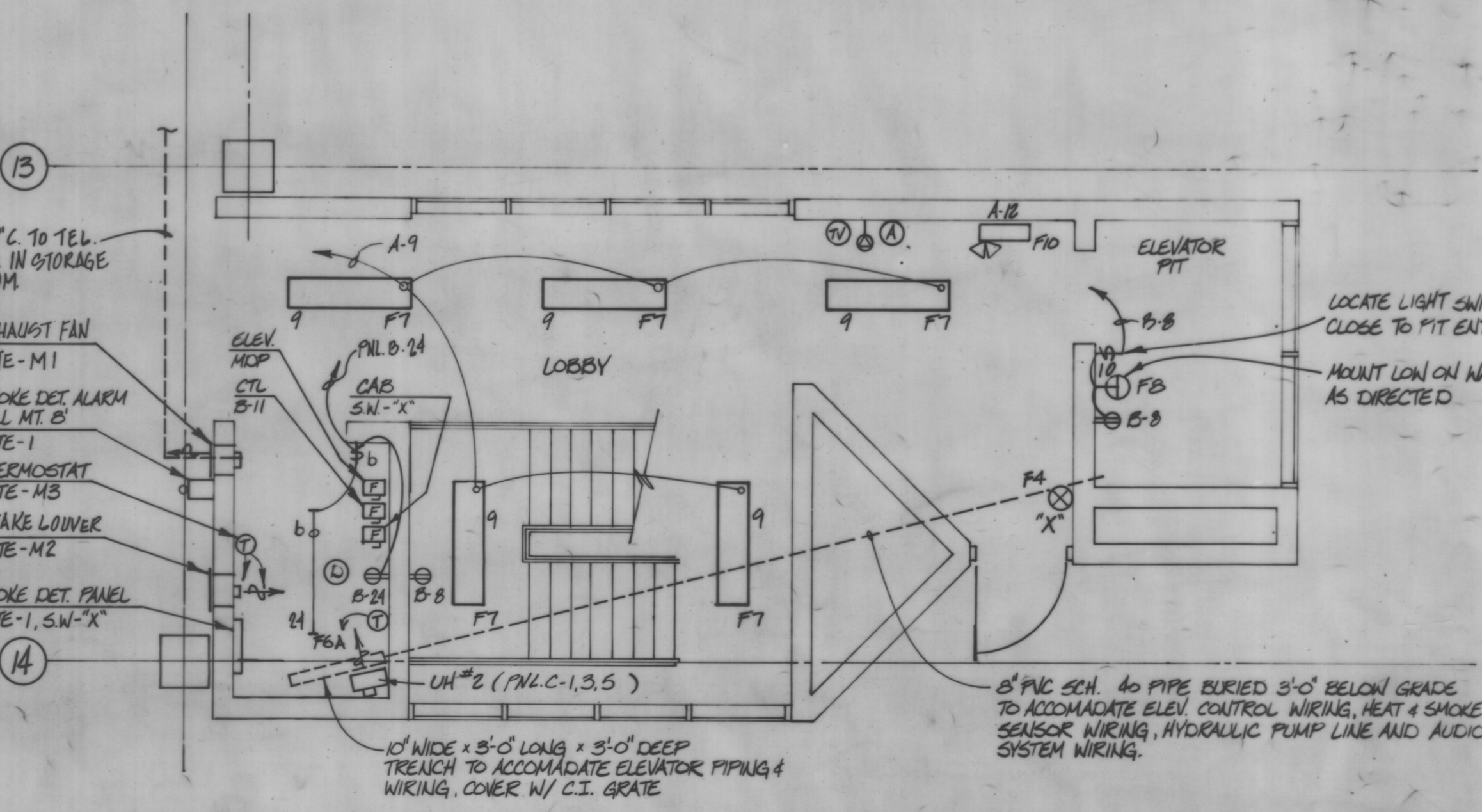
**ROOF PLAN**  
SCALE: 1/4" = 1'-0"



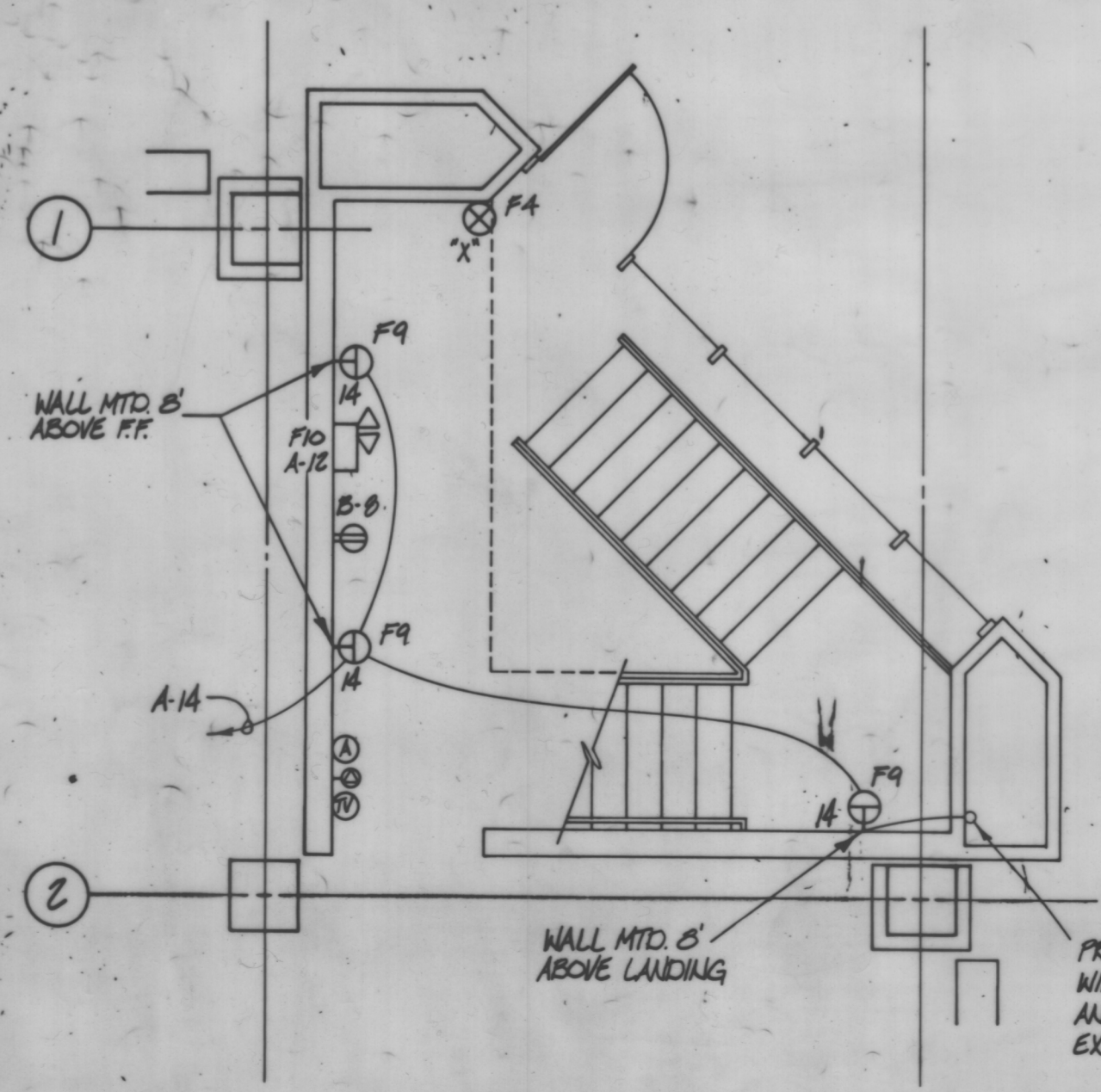
**SECOND LEVEL PLAN**  
SCALE: 1/4" = 1'-0"



**SECOND LEVEL PLAN**  
SCALE: 1/4" = 1'-0"



**FIRST LEVEL PLAN (South Stairtower)**  
SCALE: 1/4" = 1'-0"



**FIRST LEVEL PLAN (Northeast Stairtower)**  
SCALE: 1/4" = 1'-0"

**ELECTRICAL NOTES & SYMBOLS**

- FLUORESCENT FIXTURE
  - WALL MOUNTED FIXTURE
  - EXIT SIGN
  - SINGLE POLE SWITCH
  - 20 A. RECEPTACLE
  - SINGLE GANG OUTLET
  - TELEPHONE RECEPTACLE
  - JUNCTION BOX
  - SMOKE DETECTOR
  - DISCONNECT SWITCH (F=FUSED)
  - PANELS
  - CONCEALED CONDUIT IN WALL OR CEILING
  - EXPOSED CONDUIT RUN IN STRAIGHT LINE
  - CONCEALED CONDUITS IN FLOORS
  - AUDIO SPEAKER WITH PUSH BUTTON
  - TV OUTLET BOX
  - EXPANSION JOINT
  - ABOVE FINISH FLOOR
  - TIME SWITCH
  - PHOTOCELL
  - BACK BOARD
  - WEATHERPROOF
  - UNLESS NOTED OTHERWISE
  - TICKET DISPENSER
  - AUTOMATIC GATE
  - CARD READER
  - DETECTOR LOOP OF WIRE IN PAVEMENT (SEE DETAIL)
  - OUTLET BOX FOR EQUIPMENT PROVIDED BY OTHERS (P.B.O.)
- 2, SMALL CASE = CONTROL PARAMETER.  
 1, NUMBER = CIRCUIT.  
 F1, F2, ETC. = FIXTURE TYPE.  
 4S, 4F, NUMBER = SWITCH TYPE, 3-WAY, ETC.  
 UP 1S EXCEPT AC = ABOVE COUNTER  
 WP = WEATHER TRAP.

**MAIN STREET ASSOCIATES**  
Architects, Engineers, Planners & Land Surveyors  
P.O. Box 765  
Urbana, Illinois 61801  
A Joint Venture of:  
The Office of Robert B. Smith, AIA  
Berns, Clancy and Associates, P.C.

**CARL WALKER & ASSOCIATES, inc.**  
Parking Consultants/Engineers  
920 Davis Road  
Eglin, Illinois 60120



(312) 687-2640

**Downtown Parking Facility for the City of Urbana**

Urbana, Illinois

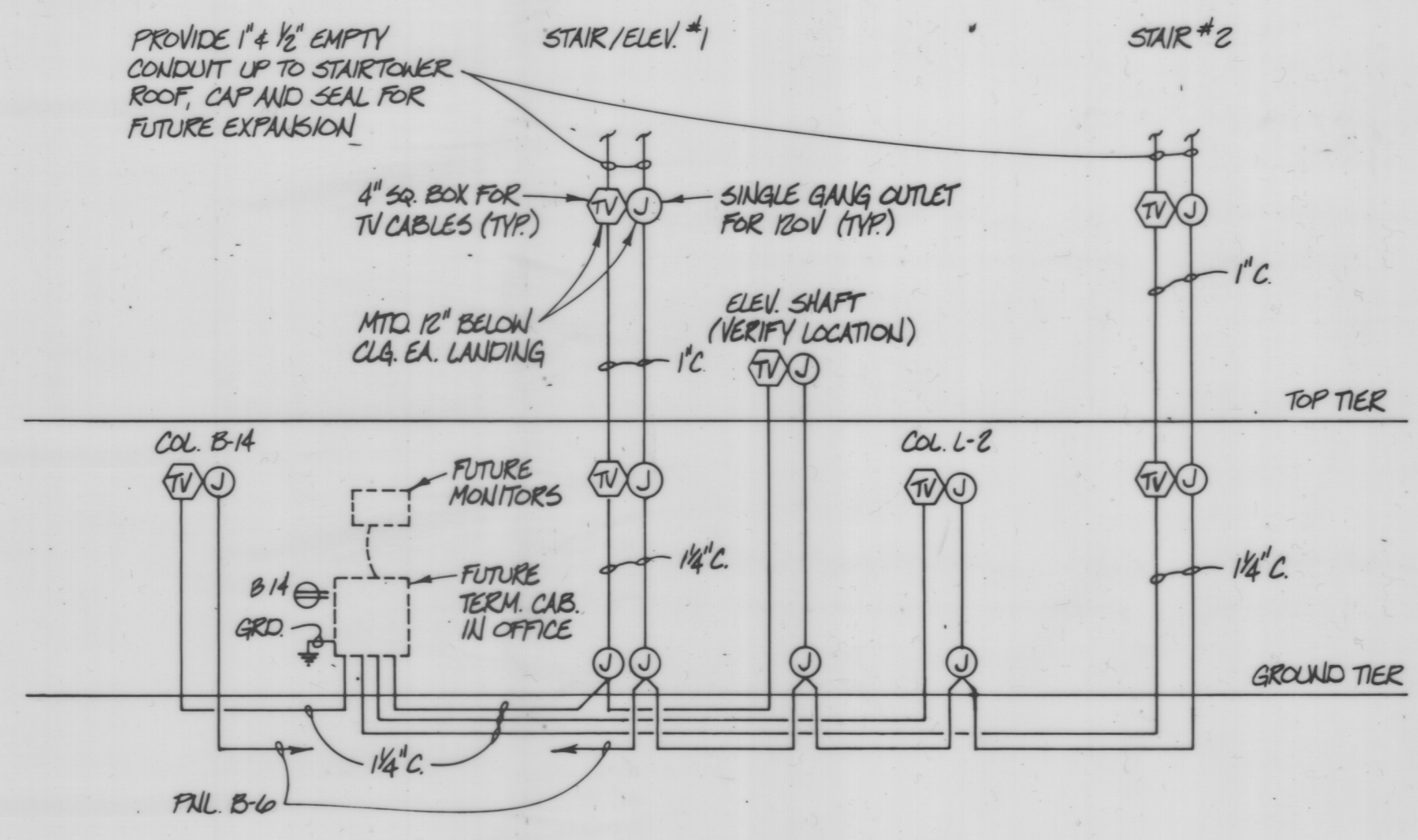
Drawn: K.J. WILIE  
Project Manager: SMITH/ROCH  
Checked: M.L. MOULDS  
Approved: Mary S. Smith

**STAIR & ELEVATOR TOWER LIGHTING PLANS**

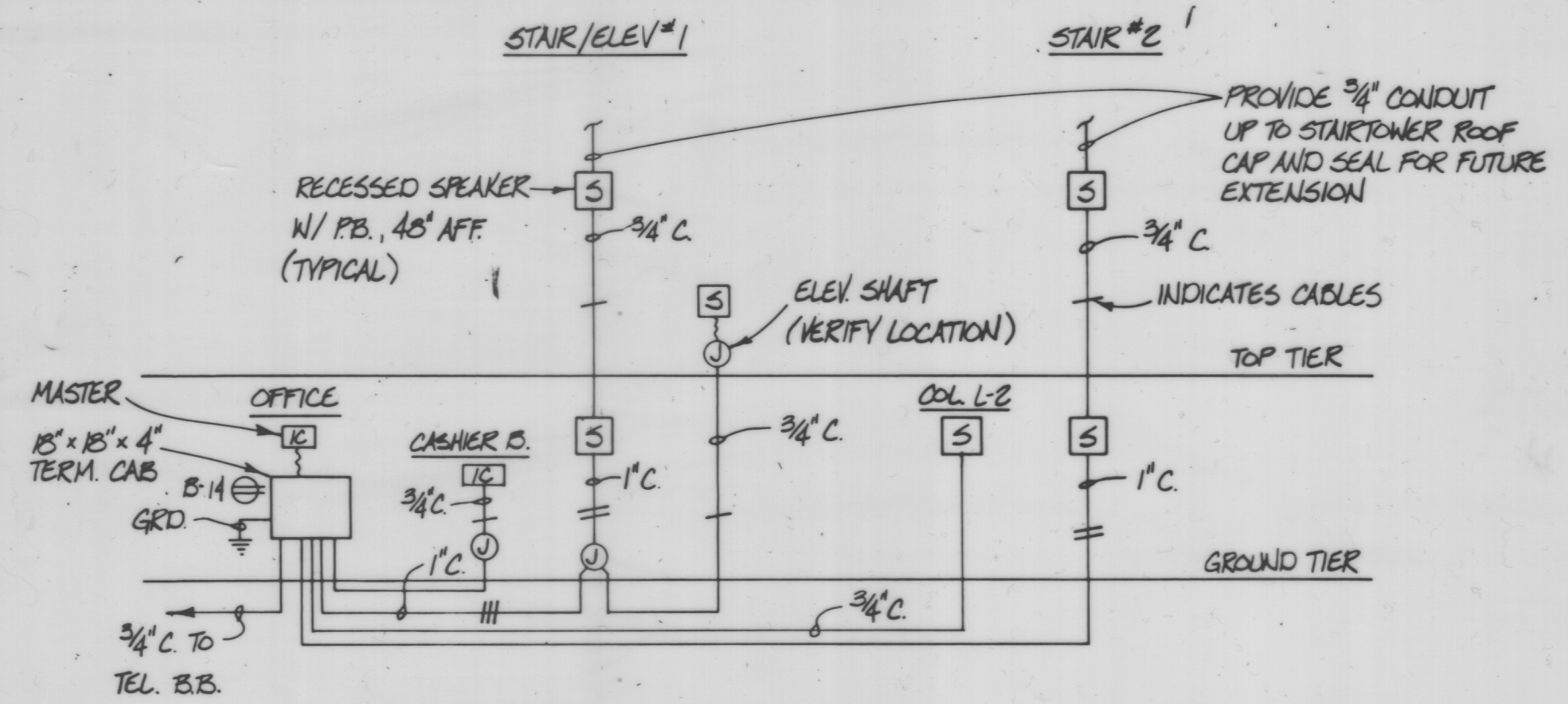
**CONSTRUCTION DOCUMENT**

MSA Job: 871  
CWA Job: 3140204  
Date: MARCH 26, 1988

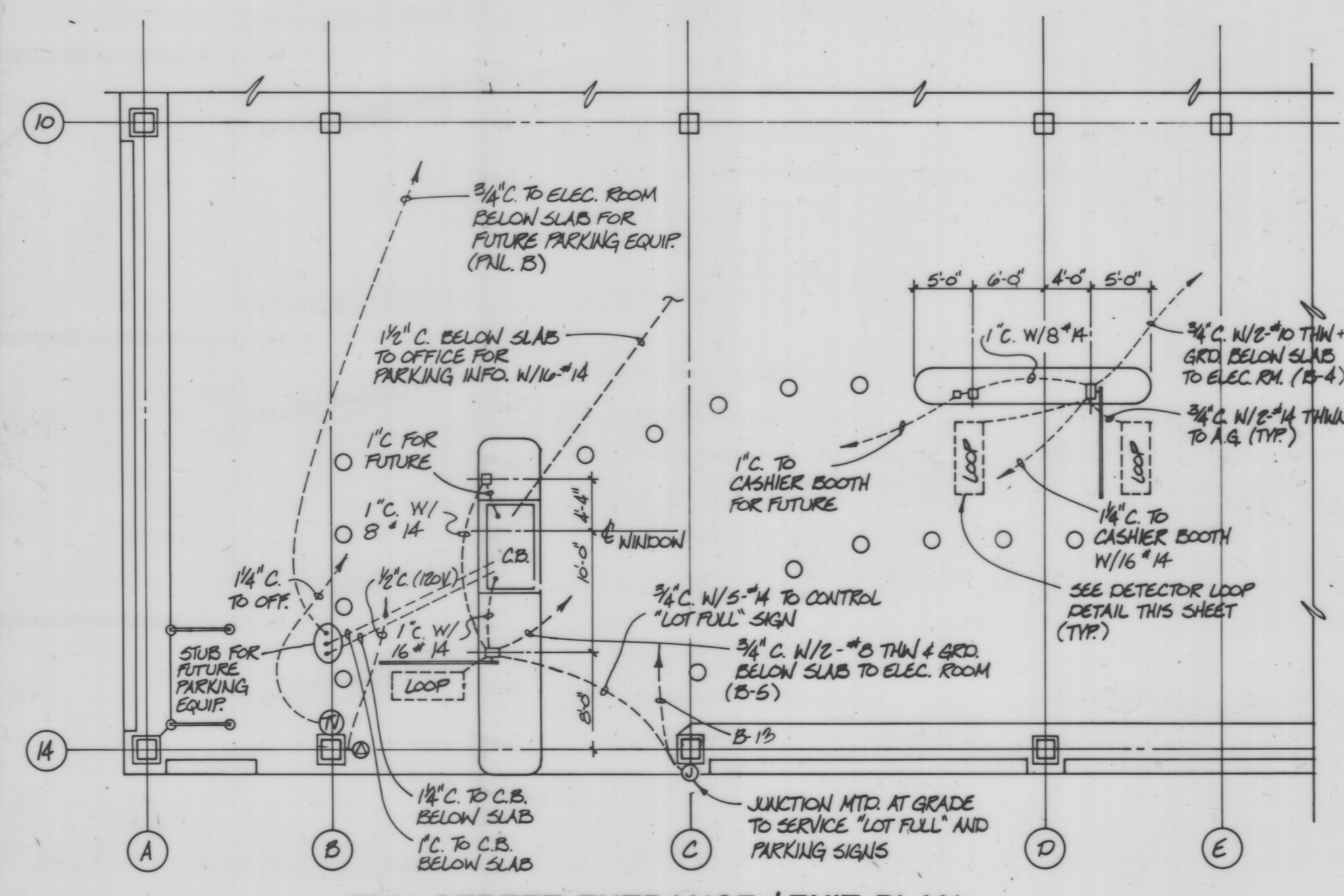
Drawing No: **E 3**



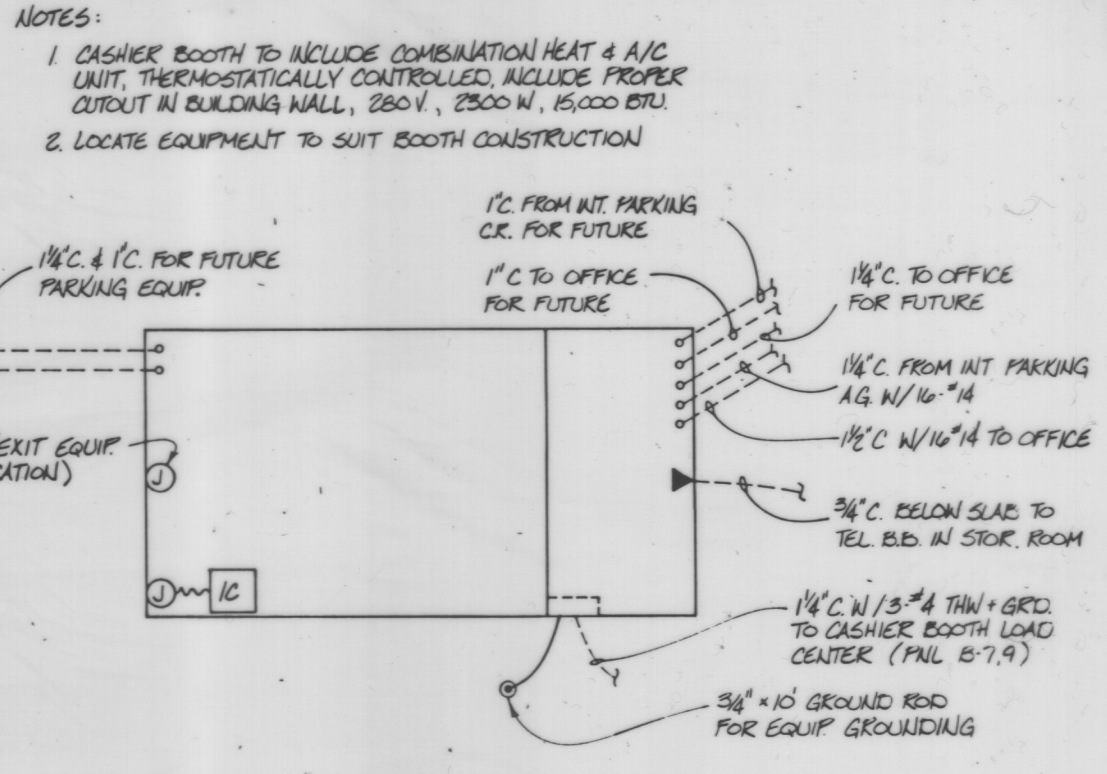
**TV CONDUIT RISER DIAGRAM**  
NO SCALE  
ALL CONDUIT FOR 120V BOXES 1/2"



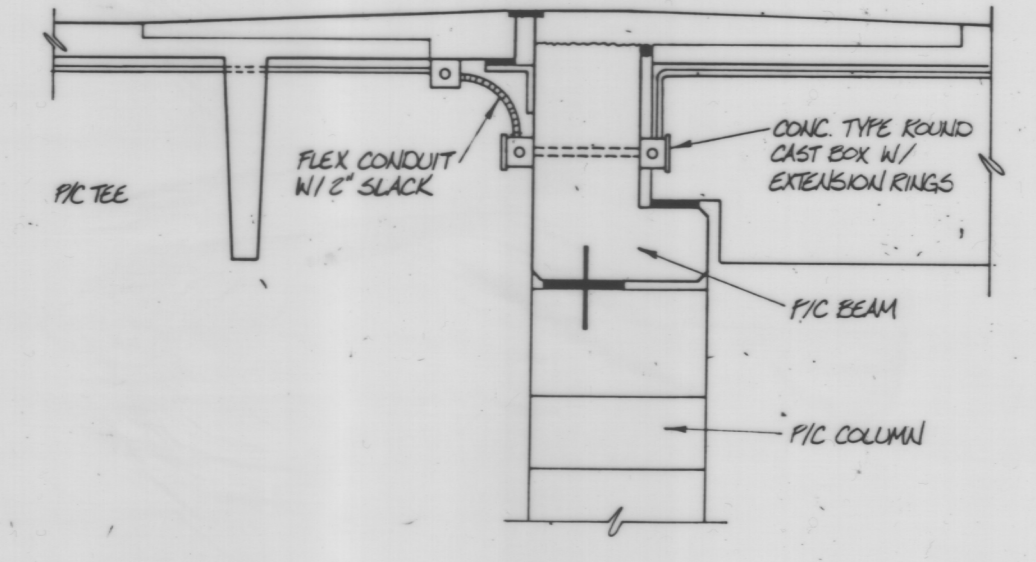
**AUDIO RISER DIAGRAM**  
NO SCALE



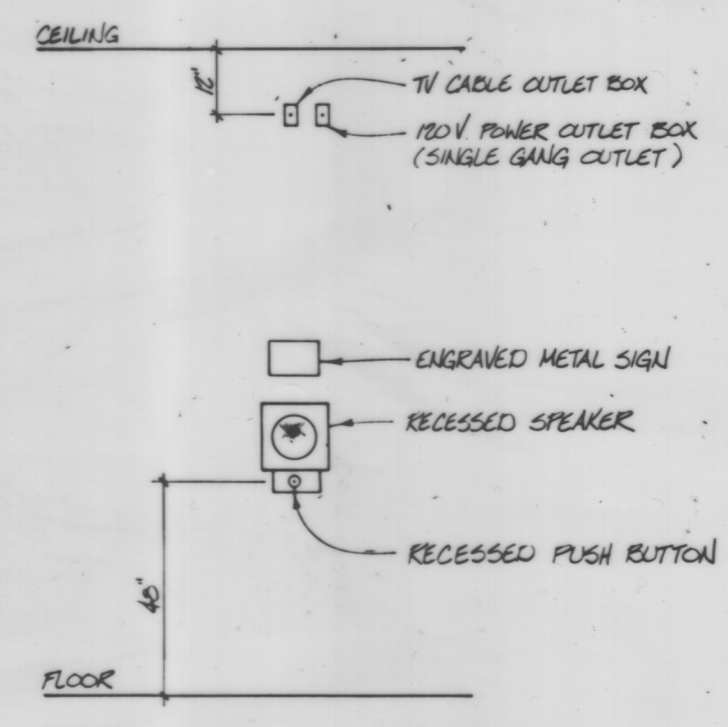
**ELM STREET ENTRANCE / EXIT PLAN**



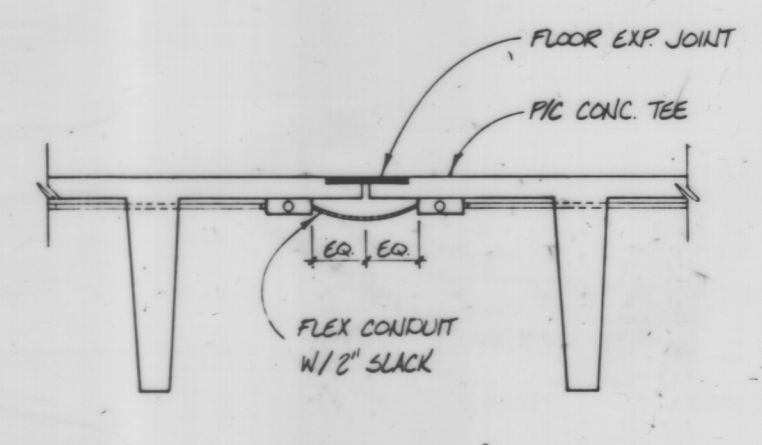
**CASHIER BOOTH DETAIL**



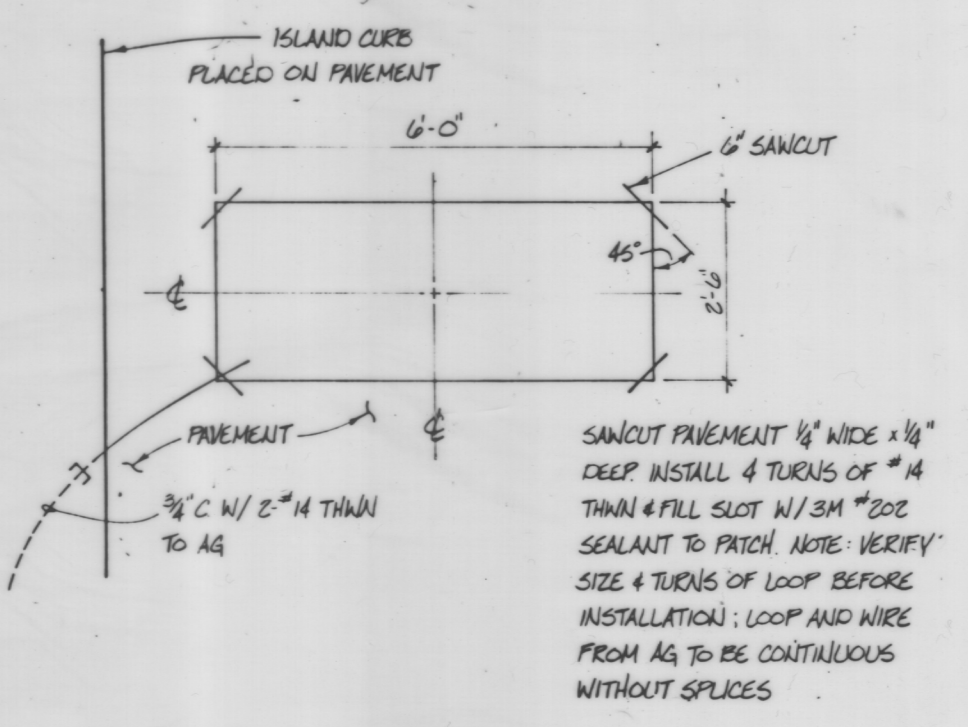
**CONDUIT DETAIL AT EXP. JOINT**  
NO SCALE



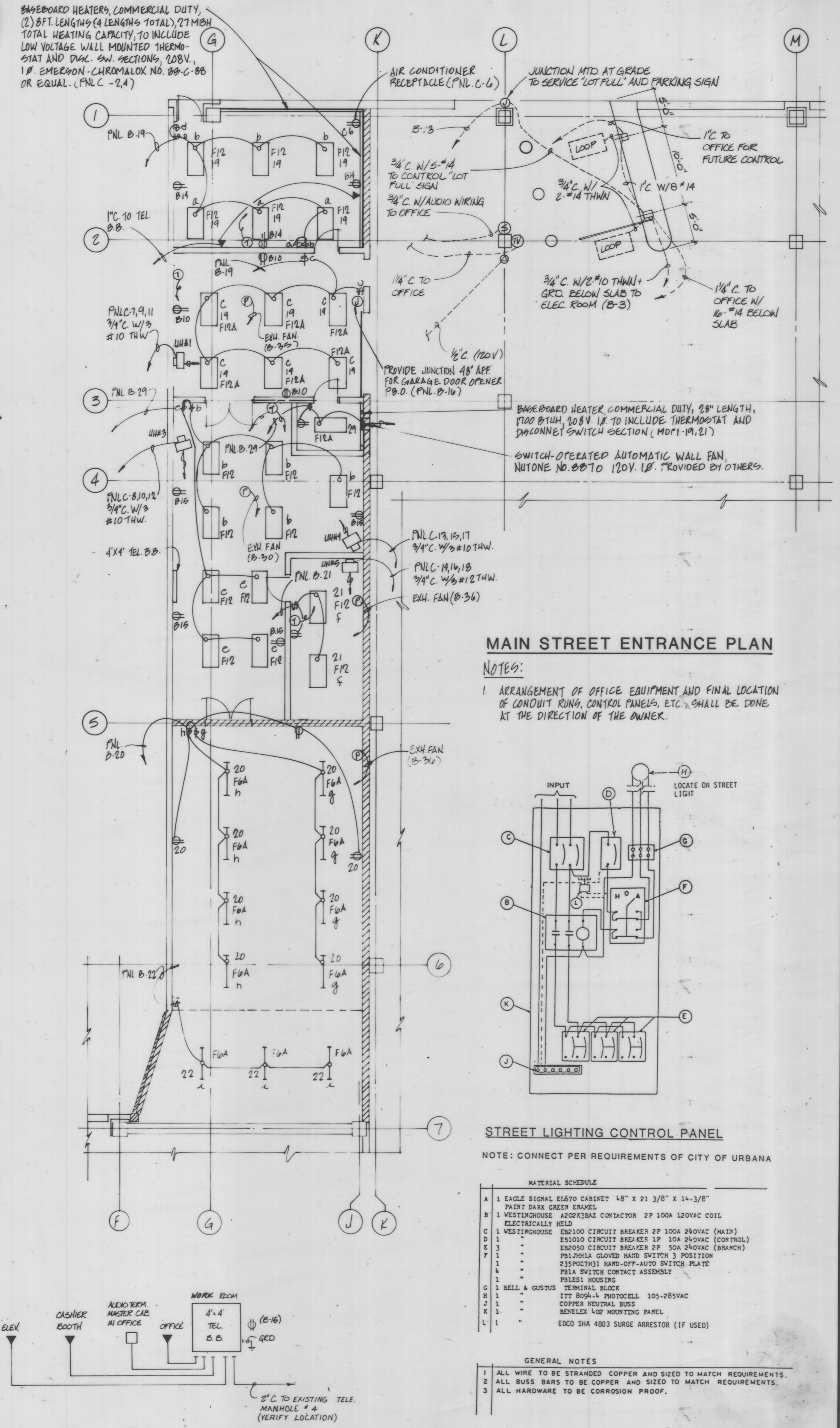
**TV AND AUDIO EQUIPMENT DETAIL**



**CONDUIT DETAIL AT EXP. JOINT**  
NO SCALE

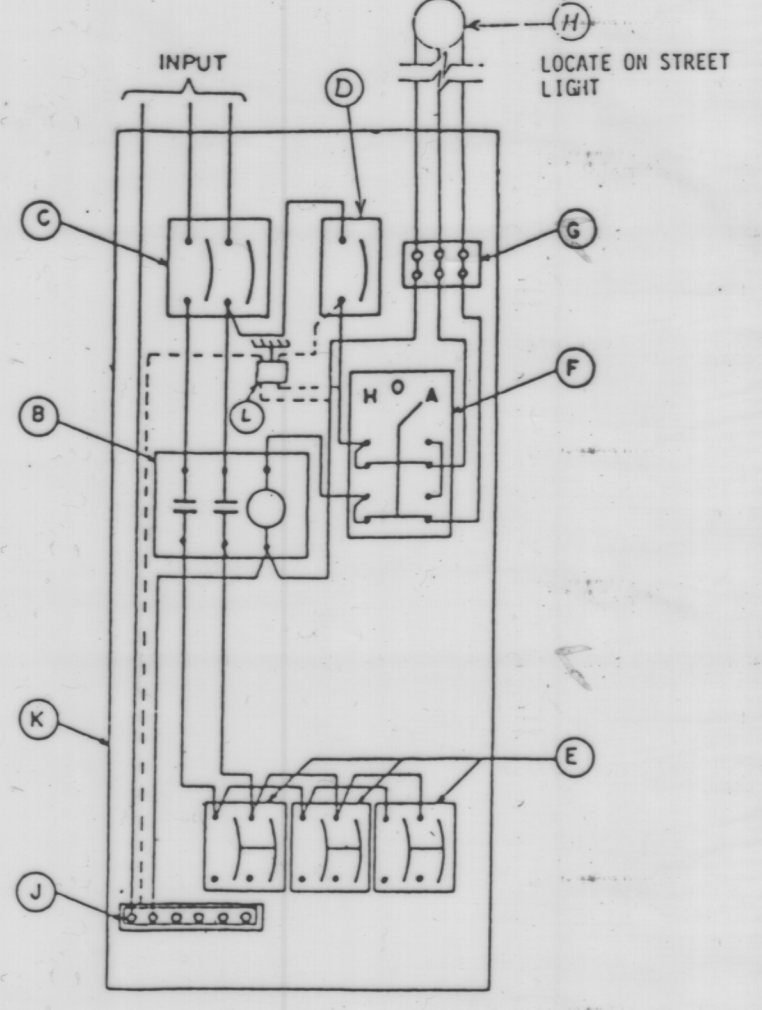


**DETECTOR LOOP DETAIL**  
NO SCALE



**MAIN STREET ENTRANCE PLAN**

**NOTES:**  
1. ARRANGEMENT OF OFFICE EQUIPMENT AND FINAL LOCATION OF CONDUIT RUNS, CONTROL PANELS, ETC., SHALL BE DONE AT THE DIRECTION OF THE OWNER.



**STREET LIGHTING CONTROL PANEL**

**NOTE:** CONNECT PER REQUIREMENTS OF CITY OF URBANA

**MATERIAL SCHEDULE**

A	1	EAGLE SIGNAL ELVTO CABINET 48" X 21 3/8" X 14-3/8"
B	1	PAINT DARK GREEN ENAMEL
C	1	WESTINGHOUSE ADJUSTABLE CONTACTOR 2P 100A 120VAC COIL ELECTRICALLY HELD
D	1	WESTINGHOUSE ERS100 CIRCUIT BREAKER 2P 100A 240VAC (MAIN)
E	1	ERS100 CIRCUIT BREAKER 1P 10A 240VAC (CONTROL)
F	1	ERS100 CIRCUIT BREAKER 2P 50A 240VAC (BRANCH)
G	1	PHILIPSA GLOVED HAND SWITCH 3 POSITION
H	1	25007811 HAND-OFF-AUTO SWITCH PLATE
I	1	PHIA SWITCH CONTACT ASSEMBLY
J	1	PHI151 HOUSING
K	1	BELL & GOSWELL TERMINAL BLOCK
L	1	ITT 809-A PHOTOCELL 105-285VAC
M	1	COPPER REDUCAL BUSH
N	1	BOEVELY 1/2" MOUNTING PANEL
O	1	EDCO SHA 4803 SURGE ARRESTOR (IF USED)

**GENERAL NOTES**  
1. ALL WIRE TO BE STRANDED COPPER AND SIZED TO MATCH REQUIREMENTS.  
2. ALL BUSS BARS TO BE COPPER AND SIZED TO MATCH REQUIREMENTS.  
3. ALL HARDWARE TO BE CORROSION PROOF.

**TELEPHONE RISER DIAGRAM**  
ALL CONDUIT 3/4" UNCO

**GENERAL NOTES:**

Mark	Date	Revision / Release

**MAIN STREET ASSOCIATES**  
Architects, Engineers, Planners & Land Surveyors  
P.O. Box 7755  
Urbana, Illinois 61801  
(217) 384-1144

A joint venture of:  
The Office of Delbert R. Smith, AIA (217) 387-8409  
Barnes, Clancy and Associates, P.C. (217) 384-1144

**CARL WALKER & ASSOCIATES, inc.**  
Parking Consultants / Engineers  
920 Davis Road  
Eglin, Illinois 60120  
(312) 697-2640

**Downtown Parking Facility for the City of Urbana**

Urbana, Illinois

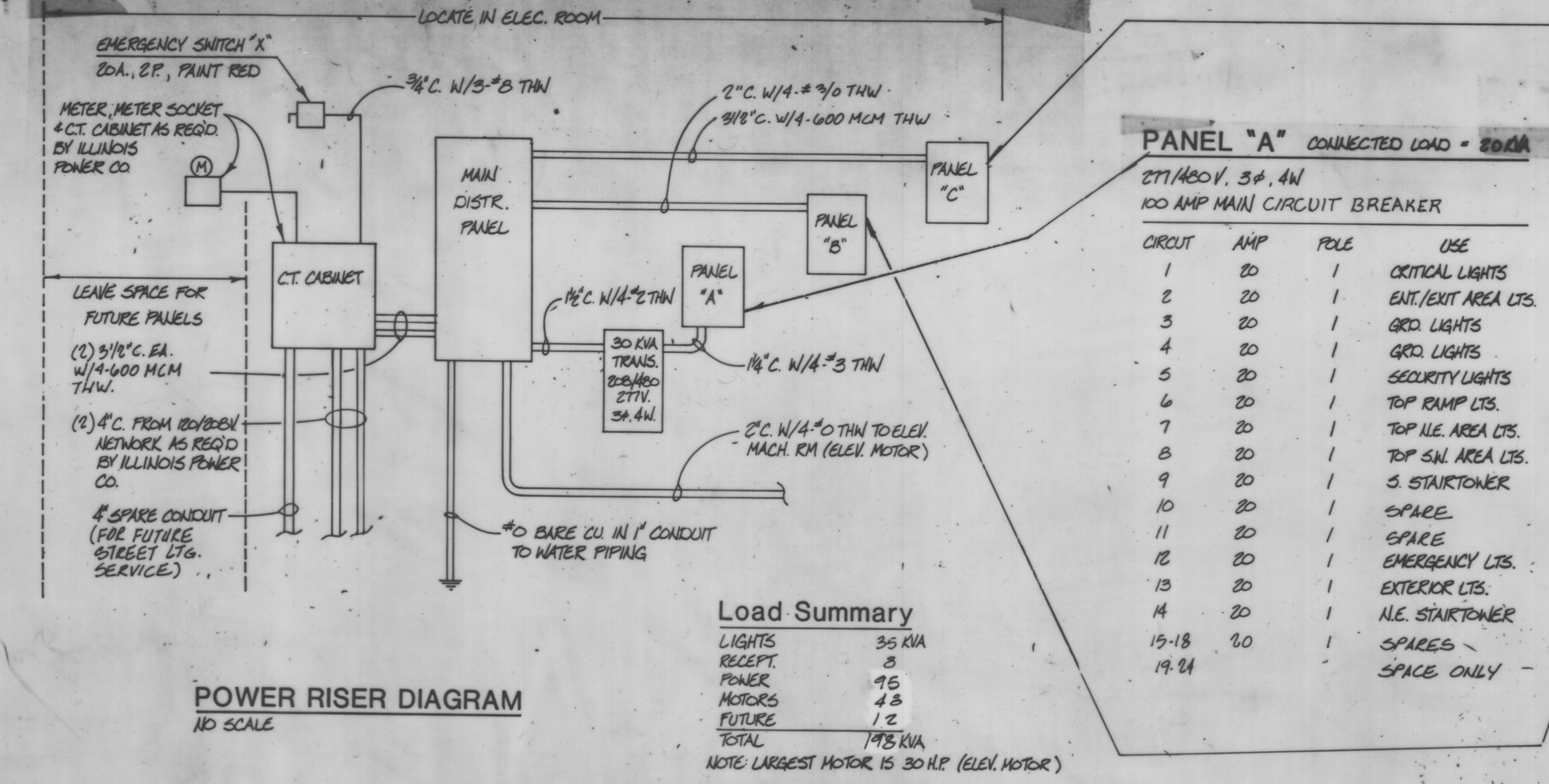
Drawn: K.J. WILIE  
Project Manager: SMITH/ROCH  
Checked: M.L. MOULDS  
Approved:

**CONSTRUCTION DOCUMENT**

**ENTRANCE & EXIT PLANS AND DETAILS**

MSA Job #: 871  
CWA Job #: 3148204  
Date: MARCH 28, 1983  
Drawing No.: E4

TYPE	MOUNTING	LAMP	MANUFACTURE	CATALOG NO.	REMARKS
F1	Ceiling Mounted	1-100 HPS	GE "Minimate" Miller "Light Watt"	C892N754 LSSU1ANL-277-P	Impact resistance refractor, 277V.
F2	Pole Mounted	2-250 HPS	Ql Inc.	110-14A277HPS-250	2 fixtures @ 180', 20' pole, on 4' bumper. Square steel hinged pole. To include photo control.
F2B		3-250			Same as F2 except 3 fixtures.
F2A		2-250 HPS			Same as F2 except one fixture and mounted on 10' hinged pole on 4' bumper.
F2C		2-250 HPS			Same as F2B except two fixtures mounted @ 90.
F3	Wall	1-100 HPS	Crouse-Hinds	WALP-100-LHR-277-PH	Dark bronze finish, photo control, 277V., prismatic lens.
F4	Wall or Pendant	Incand.	Devine	"Style Line"	Exit light, 277V. Hi-impact lens, gasketed.
F4A	Wall	Incand.	Devine	GC-40 Series	Exit light, 277V. Weatherproof.
F5	Ceiling Pendant	2-F96T12	Lithonia	EJ 296 277 Industrial Series	277V., 8' length, rapid start, constructed from heavy gauge steel.
F6	Ceiling Pendant	2-F40	Lithonia	EJ 240 277 Industrial Series	277V., 4' length, rapid start, constructed from heavy gauge steel.
F6A		2-F40CW			Same as F6 except 120 volt
F7	Ceiling Surface	2-F40	Lithonia	SC 240A 277	Acrylic prismatic lens, 277V., decorative end plates.
F8	Wall	1-100W Incand.	Kenall	3737	Elevator pit light, 120V., mount normal to wall.
F9	Wall	2-F40	Guth	APG6281/277	Fixture mounted to direct light downward, 277V., heavy gauge steel, acrylic diffuser rapid start ballasts.
F10	Wall	12-W/ PAR	Dynarex Dual-lite	DR-707-RM NEMA 4X	Battery operated emergency light, 277V., to include mounting plates.
F11	Wall	1-100 HPS	Mold cast	Control line series WMA/41021-24-BE-1F-AGY	Clear sphere with internal luminous cylinder & reflector assembly. 120V.
F12	Lay in Ceiling	3-F40CW	Lithonia	2GT/240/A12	
F12A		2-F40CW			Same as F12 except 2 lamps.



**PANEL "A" CONNECTED LOAD = 200A**  
277/120V. 3φ, 4W  
100 AMP MAIN CIRCUIT BREAKER

CIRCUIT	AMP	POLE	USE
1	20	1	CRITICAL LIGHTS
2	20	1	ENT./EXIT AREA LTS.
3	20	1	GRD. LIGHTS
4	20	1	GRD. LIGHTS
5	20	1	SECURITY LIGHTS
6	20	1	TOP RAMP LTS.
7	20	1	TOP U.E. AREA LTS.
8	20	1	TOP S.W. AREA LTS.
9	20	1	S. STAIRTOWER
10	20	1	SPARE
11	20	1	SPARE
12	20	1	EMERGENCY LTS.
13	20	1	EXTERIOR LTS.
14	20	1	N.E. STAIRTOWER
15-18	20	1	SPARES
19-24			SPACE ONLY

**PANEL "B" CONNECTED LOAD = 95 KVA**  
120/208V. 3φ, 4W  
200 AMP MAIN, LUGS ONLY

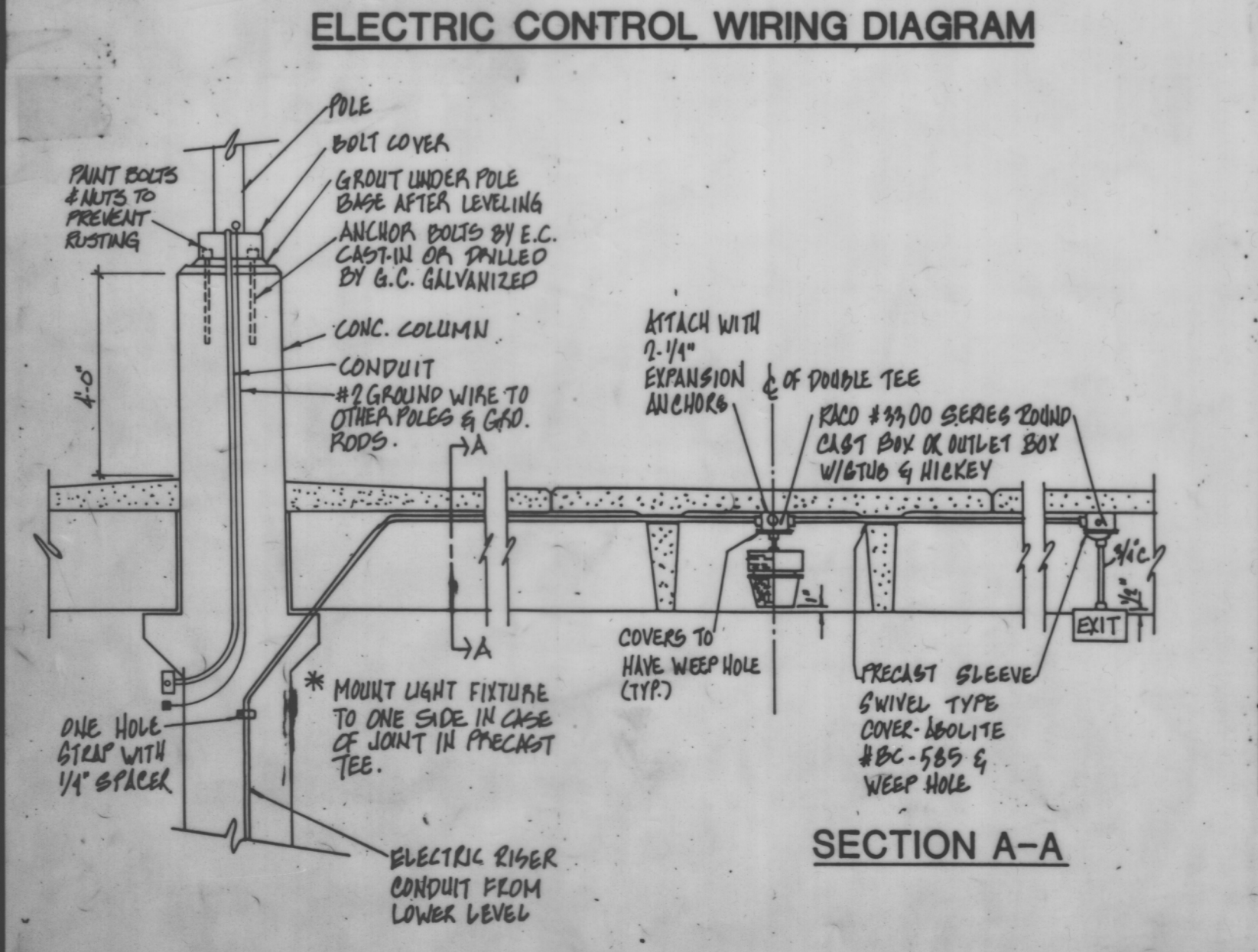
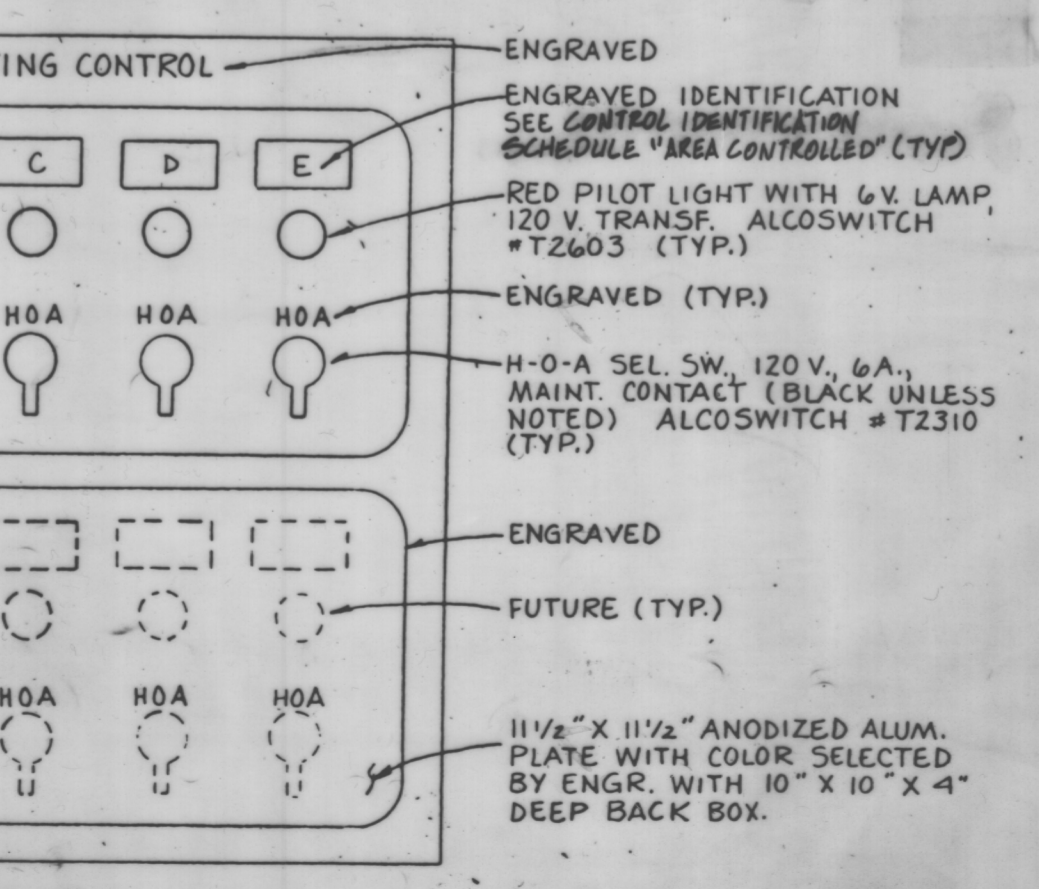
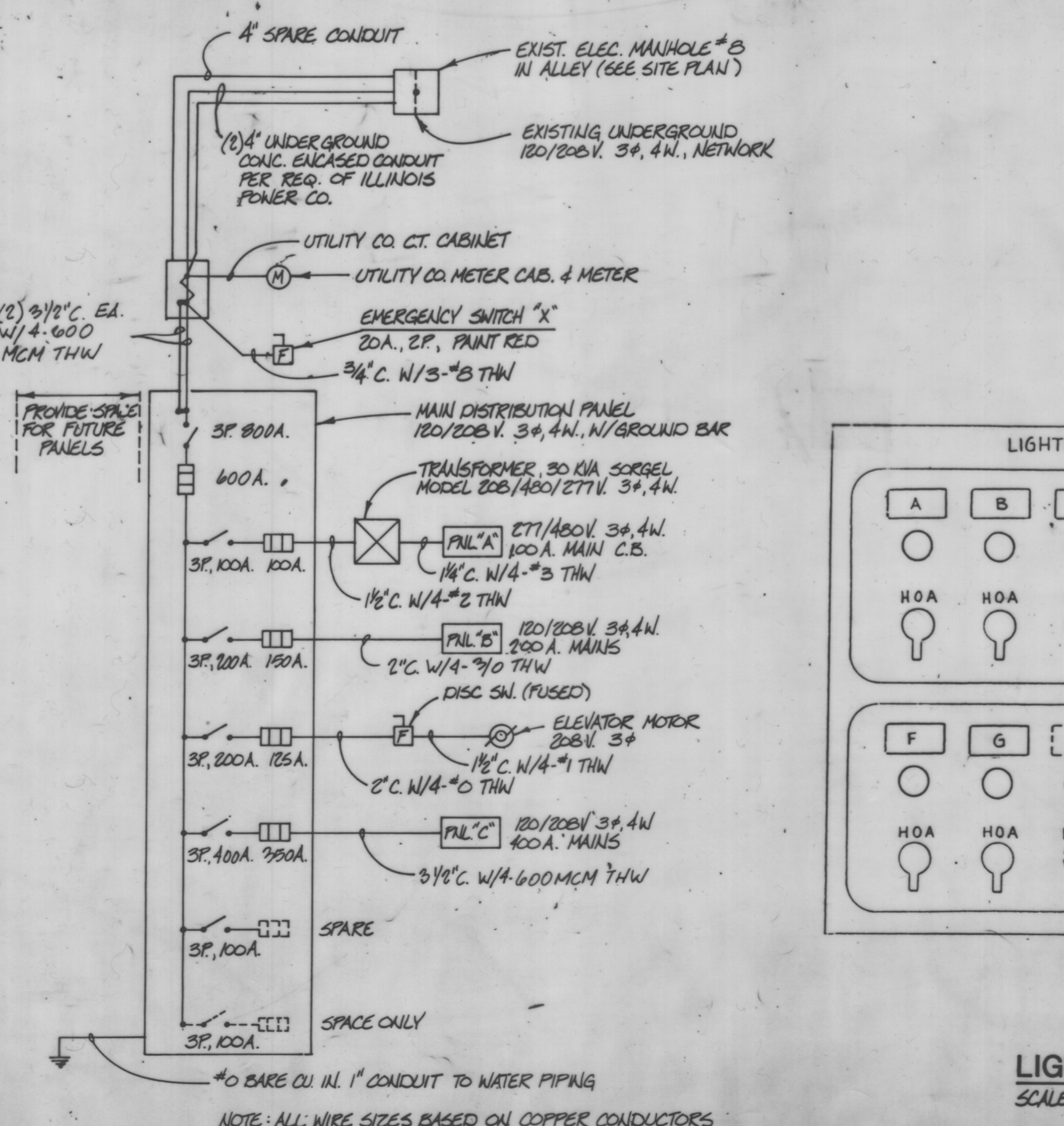
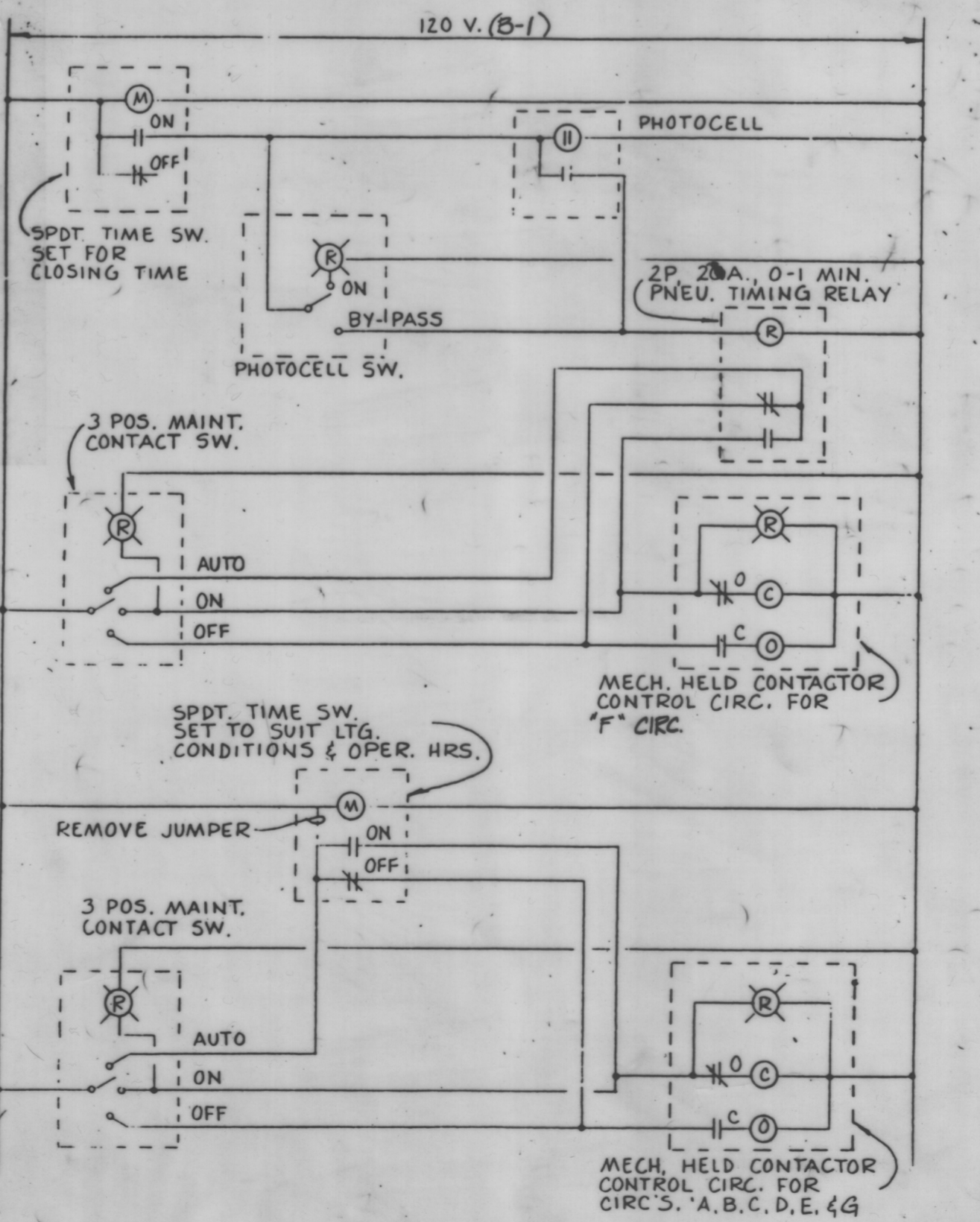
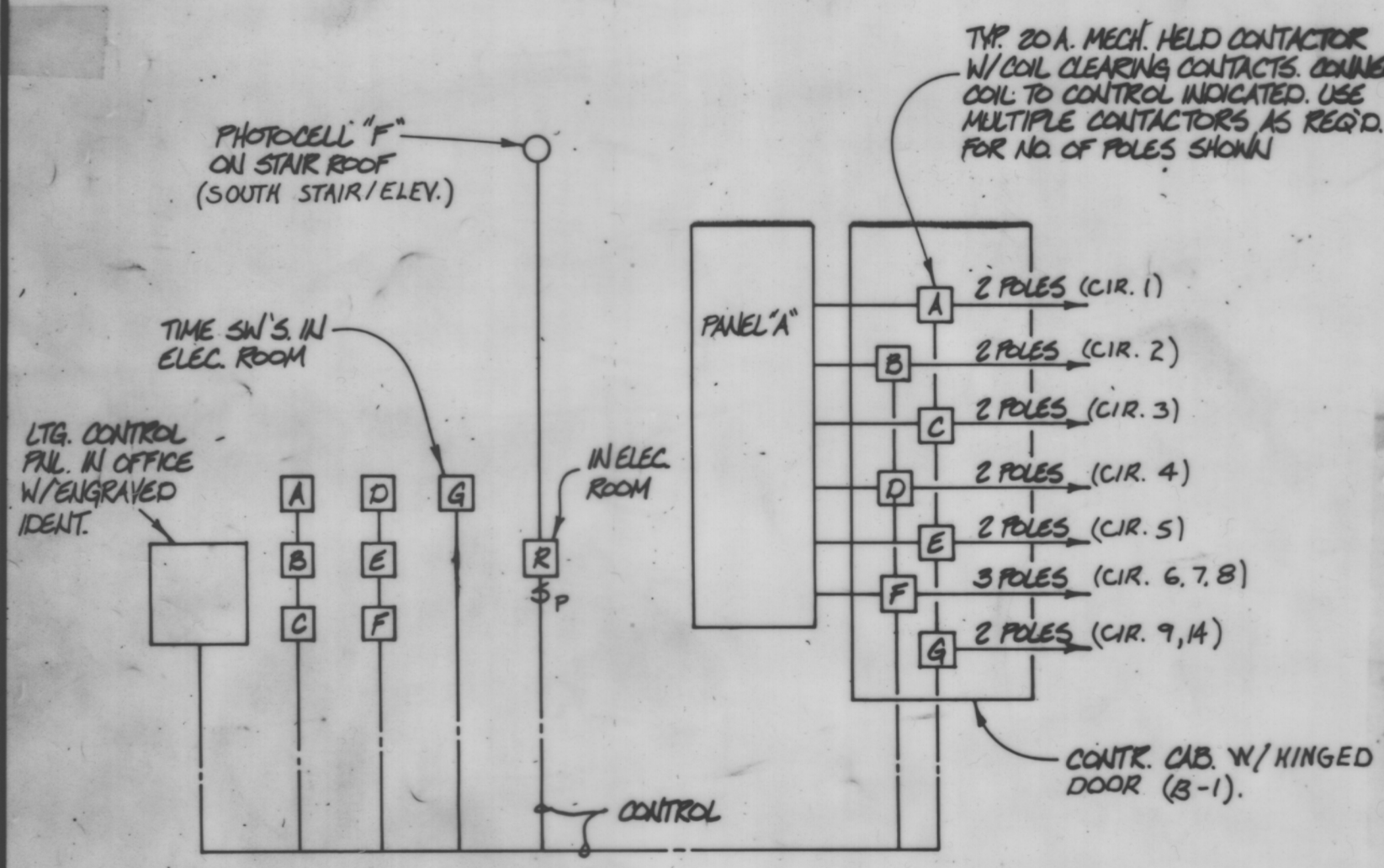
CIRCUIT	AMP	POLE	USE
1	20	1	CONTACTOR LTG. CONTROL
2	20	1	SPARE
3	20	1	N. PARKING EQUIP.
4	20	1	N.T. PARKING EQUIP.
5	20	1	S. PARKING EQUIP.
6	20	1	TV SECURITY SYSTEM (FUTURE)
7,9	20	2	CASHIER BOOTH
8	20	1	STAIR TOWER RECEPTACLE
10	20	1	STORAGE RM. RECEPTACLE
11	20	1	ELEVATOR CONTROL
12	20	1	EXTERIOR RECEPTACLES
13	20	1	ENT./EXIT LIGHTS
14	20	1	OFFICE RECEPTACLES
15	20	1	W/CELEBRUM RECEPTACLES
16	20	1	GARAGE DOOR OPENER (FUTURE)
17	20	1	EXTERIOR RECEPTACLES
18	20	1	S. SECURITY GATE
19	20	1	OFFICE & STORAGE RM. LTS.
20	20	1	ELEC. RM. LTS.
21	20	1	VAULT RM. LTS.
22	20	1	SMALL STOR. RM. LTS.
23	20	1	N. SECURITY GATE
24	20	1	EQUIP. & ELEV. RM. LTS.
25-28	20		SPARES
29	20	1	WORK RM. LTS.
30	20	1	WORK RM. FAN
31-34	20		SPARES
35	20	1	STORAGE RM. FAN
36	20	1	ELEC. & VAULT RM. FAN
37-42			SPACE ONLY

**CONTROL IDENTIFICATION SCHEDULE**

SYMBOL	AREA CONTROLLED	FUNCTION	ON	OFF
A	CRITICAL AREAS	ALL OPEN HOURS	TS	TS
B	ENT./EXIT AREAS	ALL OPEN HOURS	TS	TS
C	PARTIAL REINS	NIGHT	TS	TS
D	PARTIAL REINS	NIGHT & DARK DAYS	TS	TS
E	SECURITY	ALL HOURS	TS	TS
F	TOP TIER	NIGHT	PE	PE
G	STAIRS & LOBBIES	NIGHT & DARK DAYS	TS	TS

**UNIT HEATER SCHEDULE**

NO.	KW	MBH	VOLTAGE & PHASE	MOUNTING	MANUFACTURE	CAT. NO.	REMARKS
UH#1	5.0	17	208V. 3φ	CEILING	EMERSON-CHROMALUX	MUN-05-B	TO INCLUDE LOW VOLTAGE CONTROL, 2PH. SW. AND 1A. W/1250 LOW VOLTAGE WALL M.T. THERMOSTAT
UH#2	SAME	A9	ABOVE	CEILING			
UH#3	SAME	A9	ABOVE				
UH#4	SAME	A9	ABOVE				
UH#5	3.0	10.2	208V. 1φ	CEILING	EMERSON-CHROMALUX	MUN-05-B	SAME AS ABOVE



**GENERAL NOTES:**

3-20-88 RELEASED FOR EDCS

**MAIN STREET ASSOCIATES**  
Architects, Engineers, Planners & Land Surveyors  
P.O. Box 755  
Urbana, Illinois 61801 (217) 384-1144

A joint venture of:  
The Office of Dalbert R. Smith, AIA (217) 367-8409  
Berns, Clancy and Associates, P.C. (217) 384-1144

**CARL WALKER & ASSOCIATES, inc.**  
Parking Consultants/Engineers  
920 Davis Road  
Egin, Illinois 60120  
(312) 697-2640

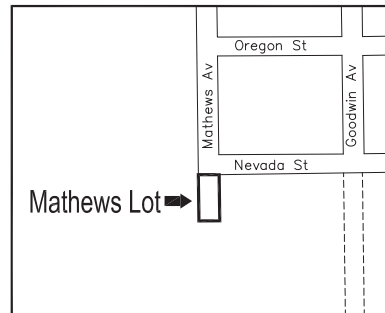
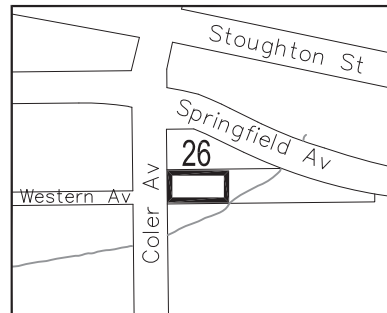
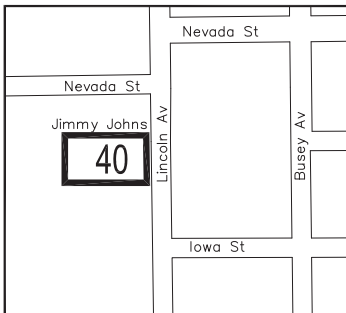
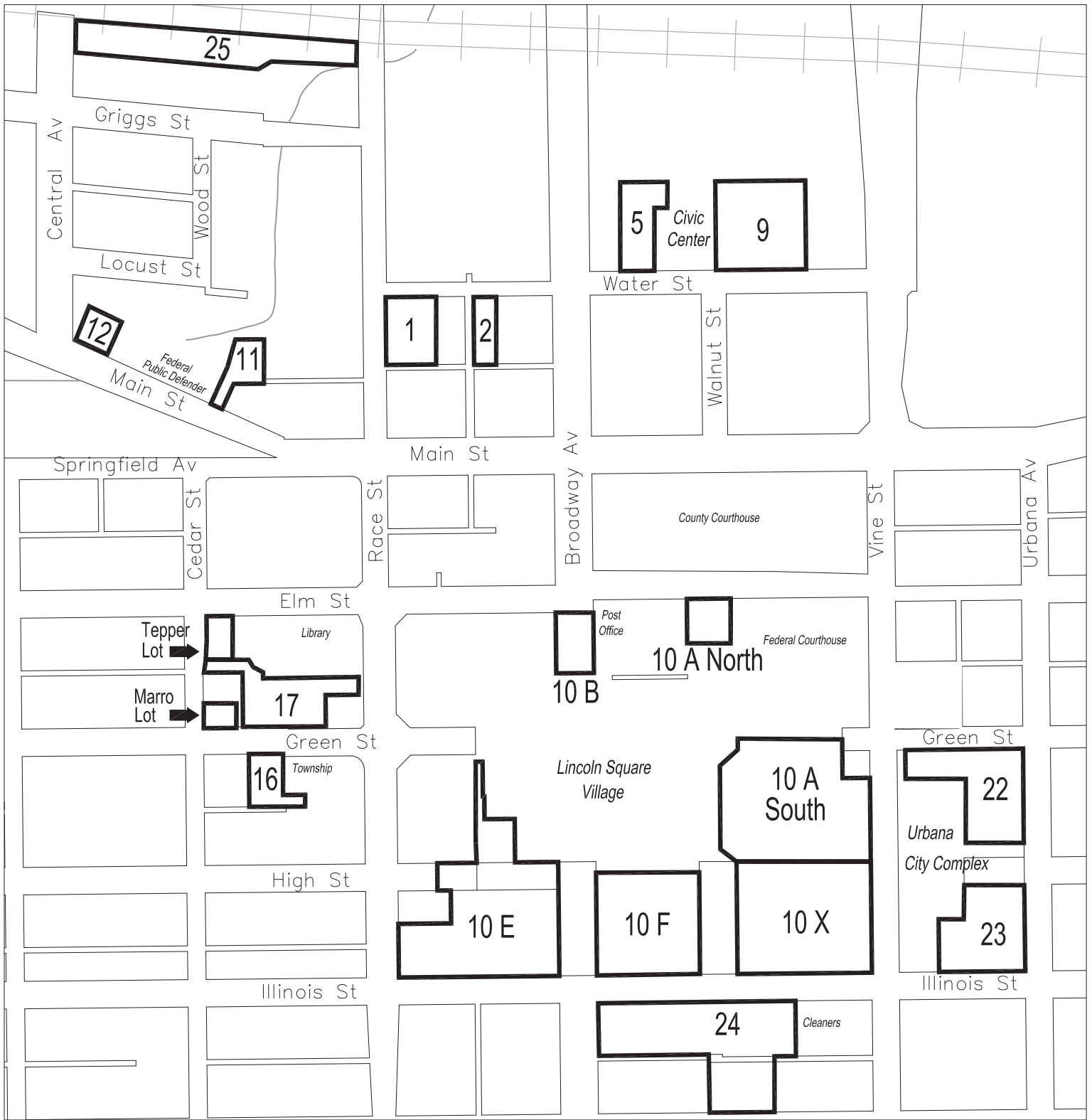
**Downtown Parking Facility for the City of Urbana**  
Urbana, Illinois

Drawn: L.J. WILE  
Project Manager: SMITH/ROCH  
Checked: M.L. MOLDS  
Approved: Mary Smith

**CONSTRUCTION DOCUMENT**

**SCHEDULE & DETAILS**

MSA Job: 871  
CWA Job: 3140204  
Date: MARCH 28, 1988  
Drawing No: **E5**

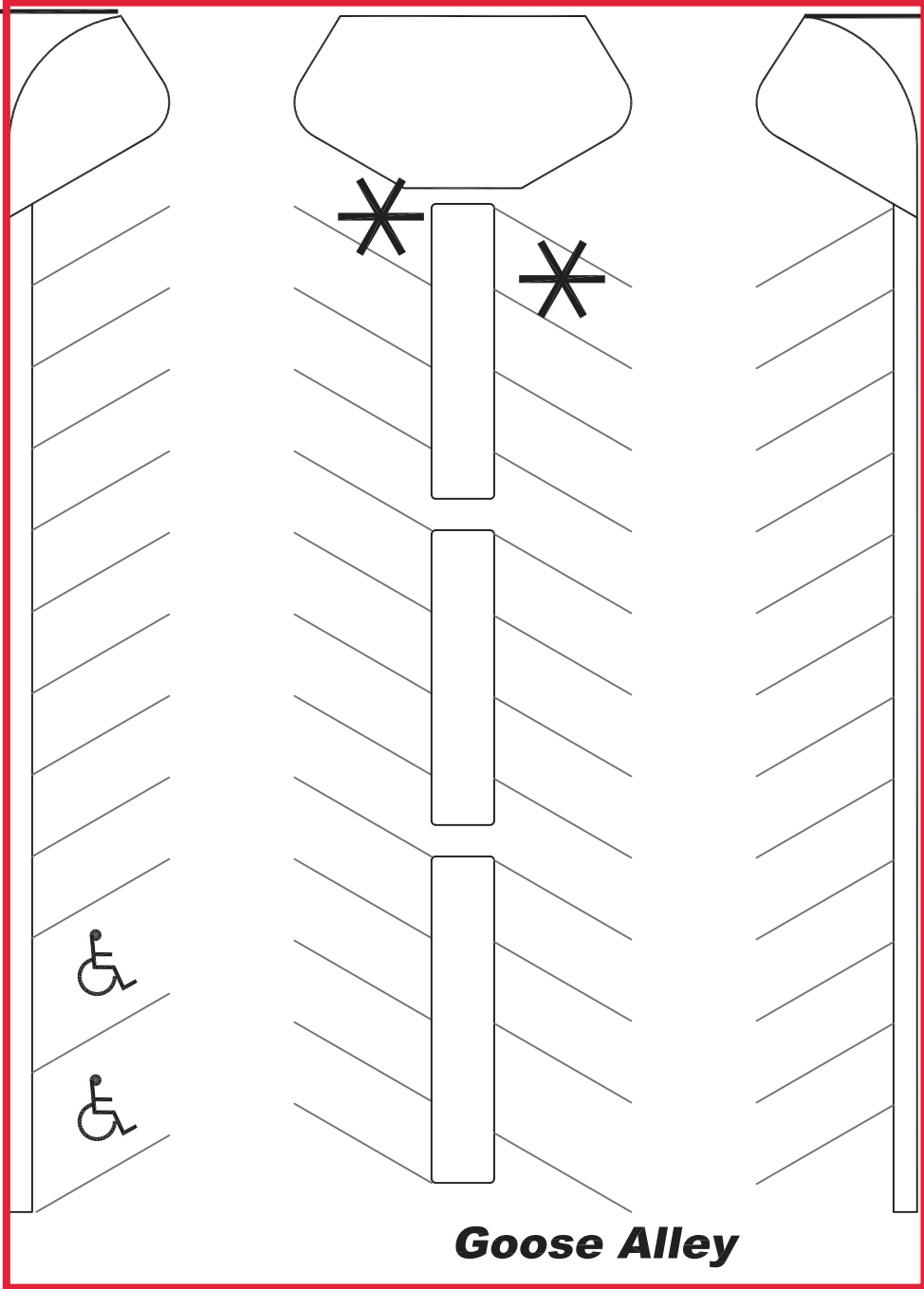


# Parking Lot Index



**WATER STREET**

**RACE STREET**



**BUNNY'S**

**Goose Alley**

**ROSE BOWL**

PUSH SNOW TO SPACES MARKED



**Lot 1**




**Water St**

**BUNNY'S**

**Broadway Av**

**Goose Alley**

**Crane Alley**



PUSH SNOW TO SPACE MARKED 

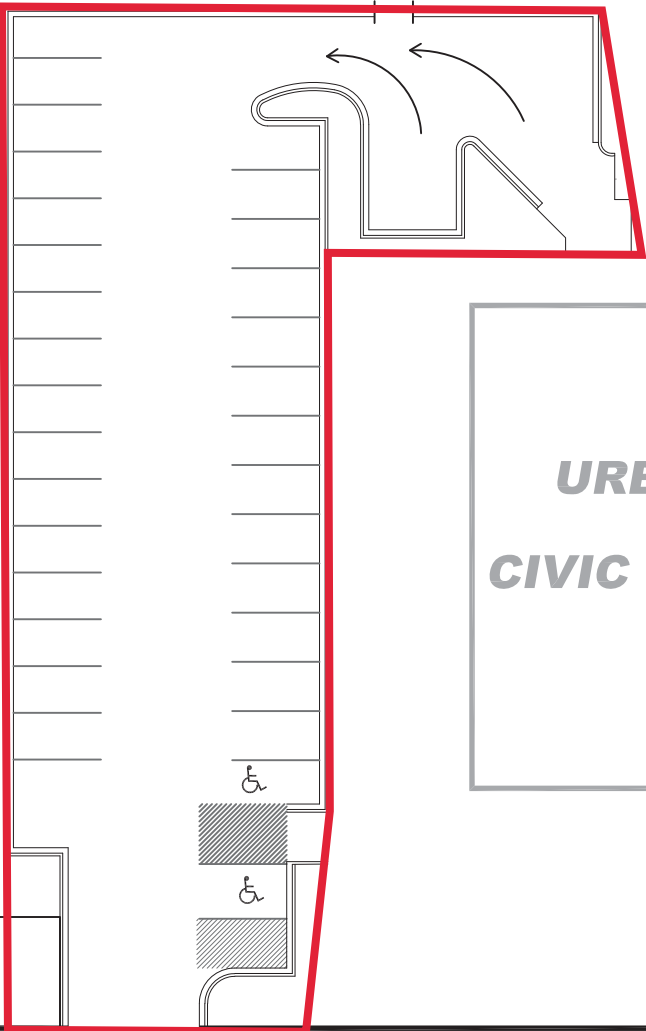
**Lot 2**



10/25/16

*Grocery*

**BROADWAY AV**



**URBANA  
CIVIC CENTER**

MINI PARK

**WATER ST**

**WALNUT ST**

**PUSH SNOW TO SPACES MARKED \***



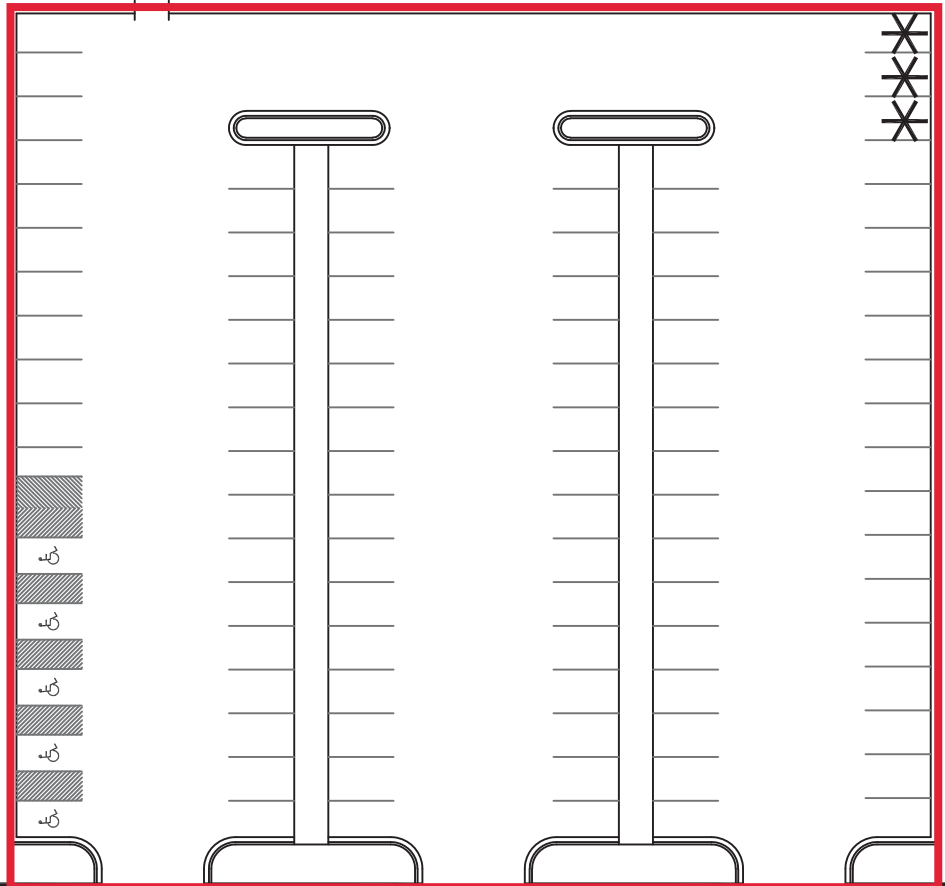
**Lot 5**



10/25/16

*Grocery*

**URBANA  
CIVIC  
CENTER**



**WATER ST**

**WALNUT ST**

**CHAMPAIGN COUNTY SHERIFF**

PUSH SNOW TO SPACES MARKED



**Lot 9**

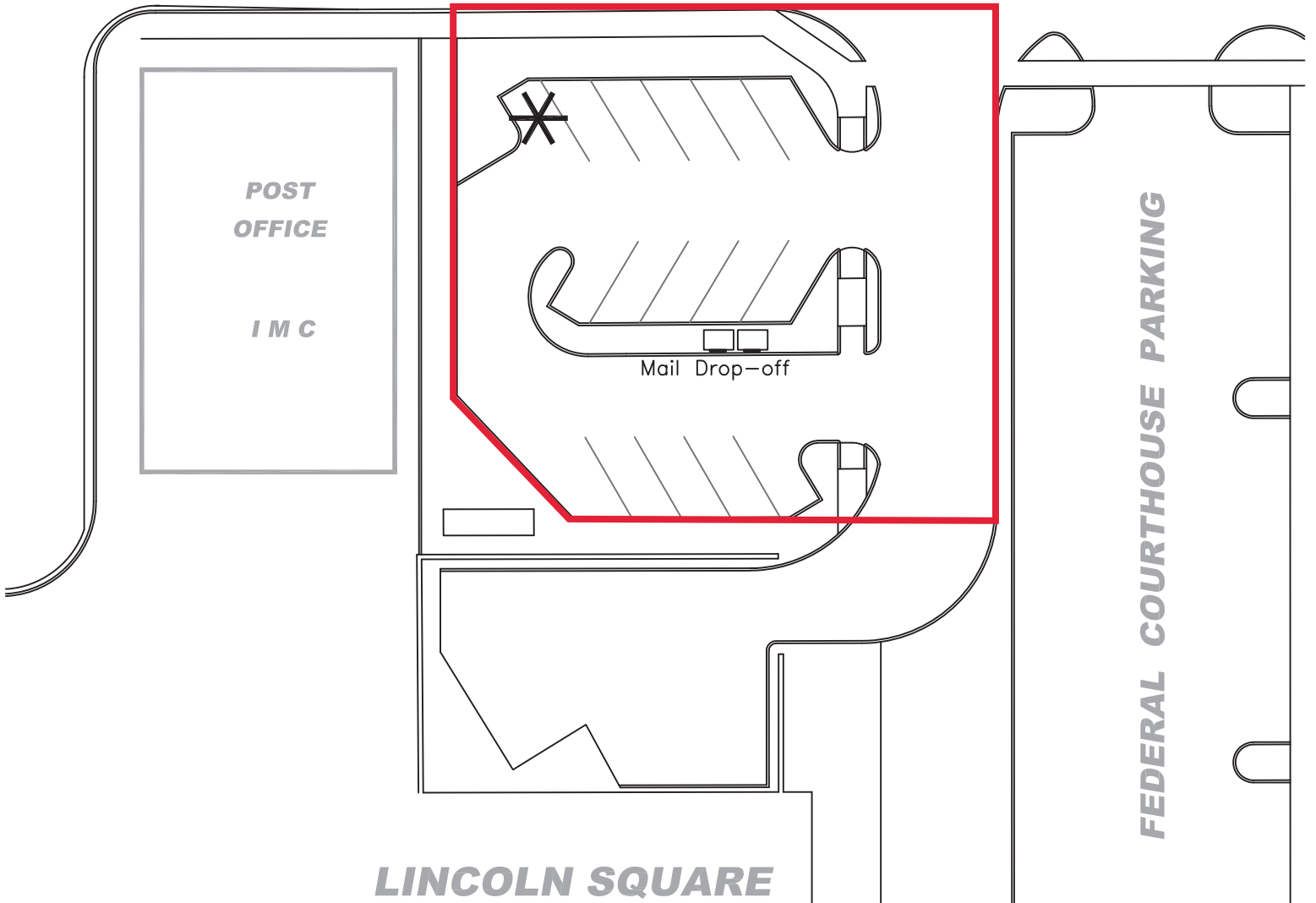


10/25/16

**BROADWAY AV**

**COUNTY COURTHOUSE**

**ELM ST**



PUSH SNOW TO SPACES MARKED



# Lot 10-A North



10/25/16

FEDERAL COURT HOUSE

GREEN ST

LINCOLN SQUARE

Common Ground Food Coop

VINE ST

PUSH SNOW TO SPACES MARKED



# Lot 10-A South



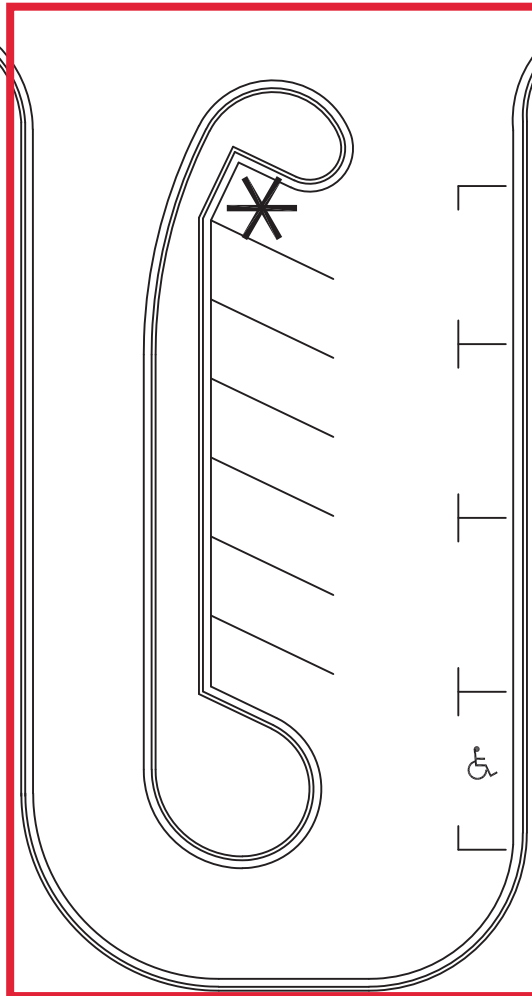
10/25/16

**PARKING  
DECK**

**BROADWAY AV**

**COUNTY  
COURTHOUSE**

**ELM ST**



**LINCOLN SQUARE**

**PUSH SNOW TO SPACES MARKED \***

**Lot 10-B**



10/25/16

FIRST UNITED  
METHODIST CHURCH

LINCOLN SQUARE

HIGH ST

RACE ST

BROADWAY AV

ILLINOIS ST

PUSH SNOW TO SPACES MARKED



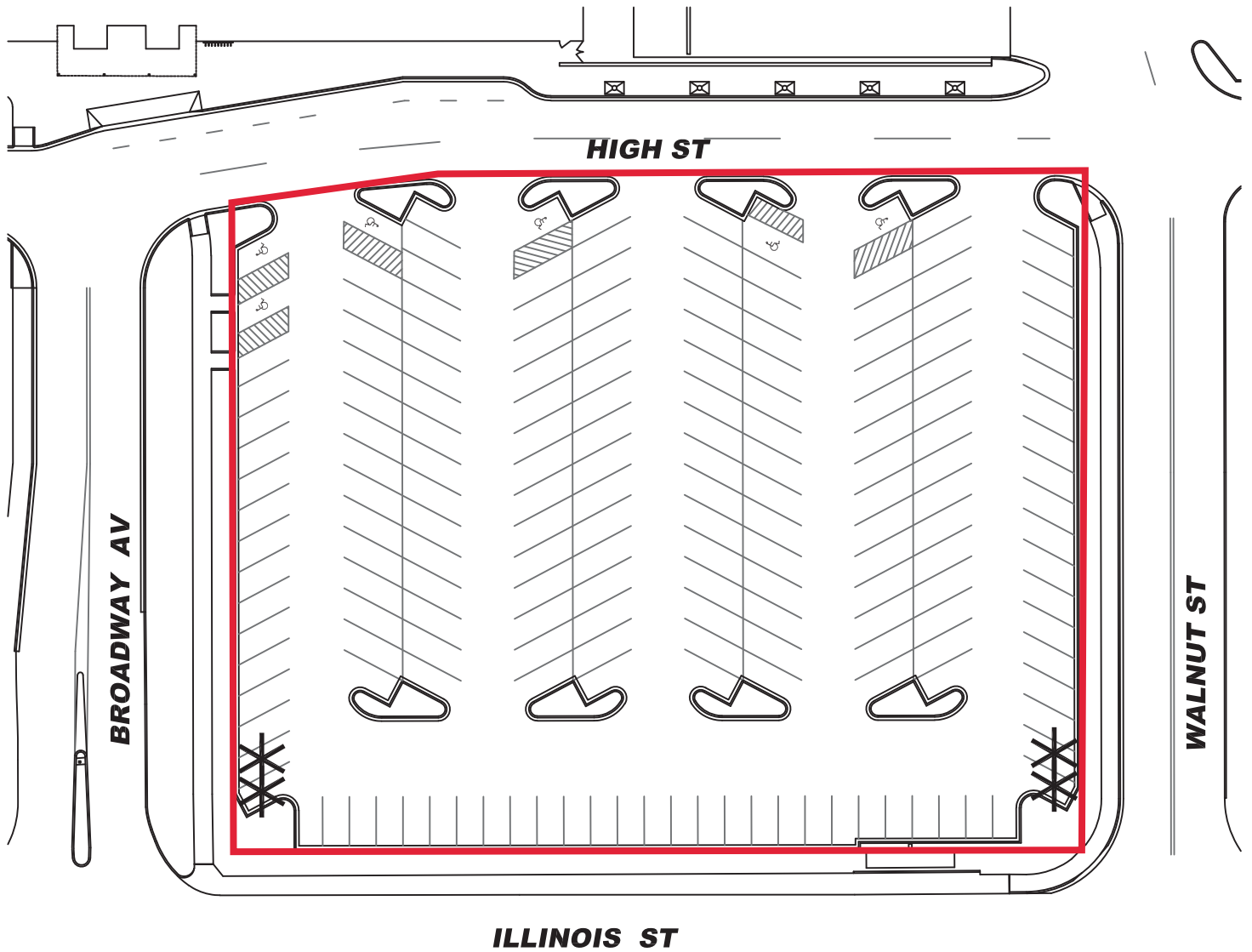
Lot 10-E



10/25/16



# LINCOLN SQUARE



PUSH SNOW TO SPACES MARKED

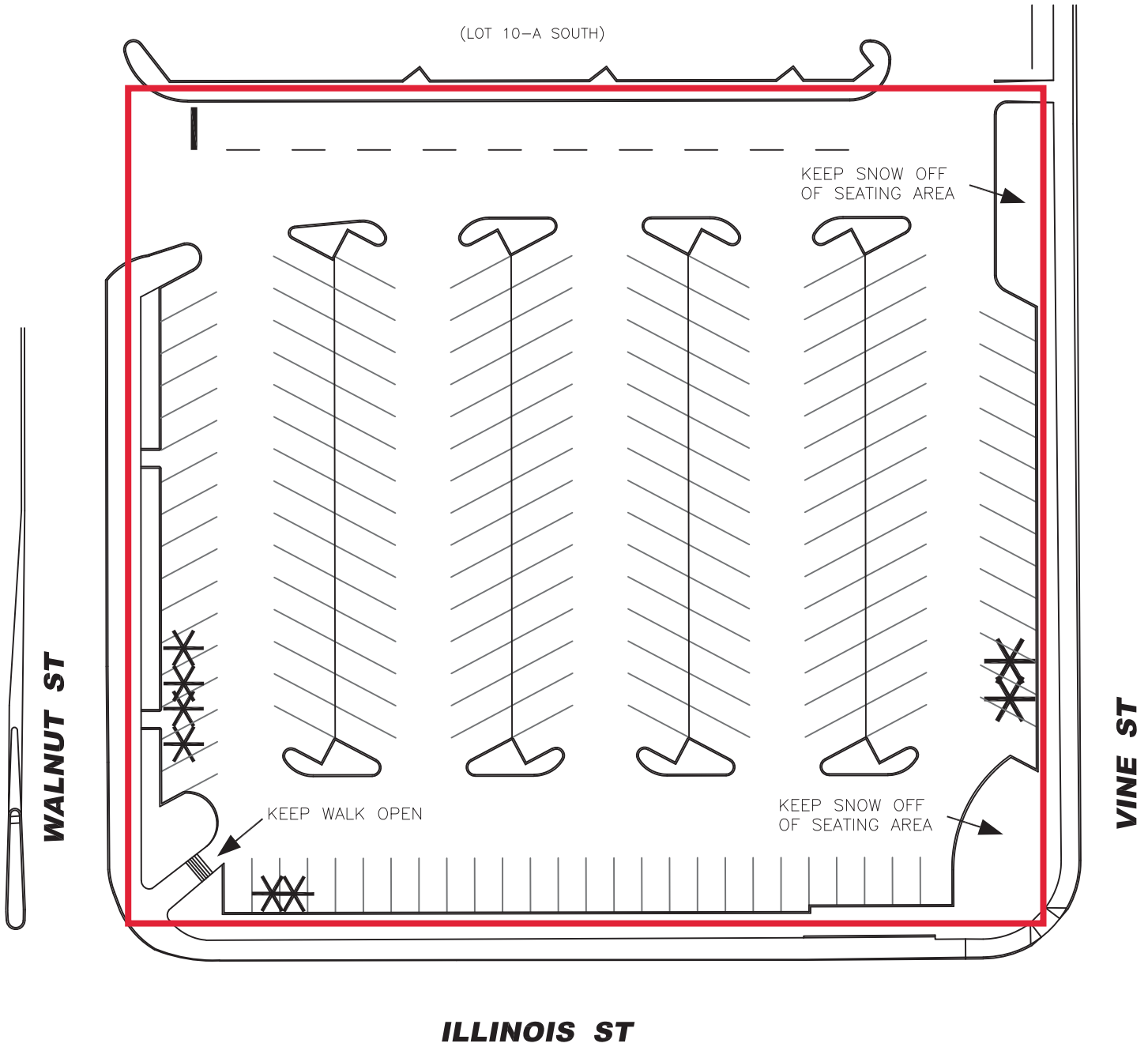


# Lot 10-F



10/25/16

(LOT 10-A SOUTH)



PUSH SNOW TO SPACES MARKED



# Lot 10-X



10/25/16

Boneyard

FEDERAL  
PUBLIC  
DEFENDER

MAIN ST

MAIN ST

SPRINGFIELD AV

CEDAR ST

PUSH SNOW TO SPACES MARKED \*

# Lot 11



10/25/16



CANAAN  
ACADEMY

CENTRAL AV

MAIN ST

PUSH SNOW TO SPACES MARKED

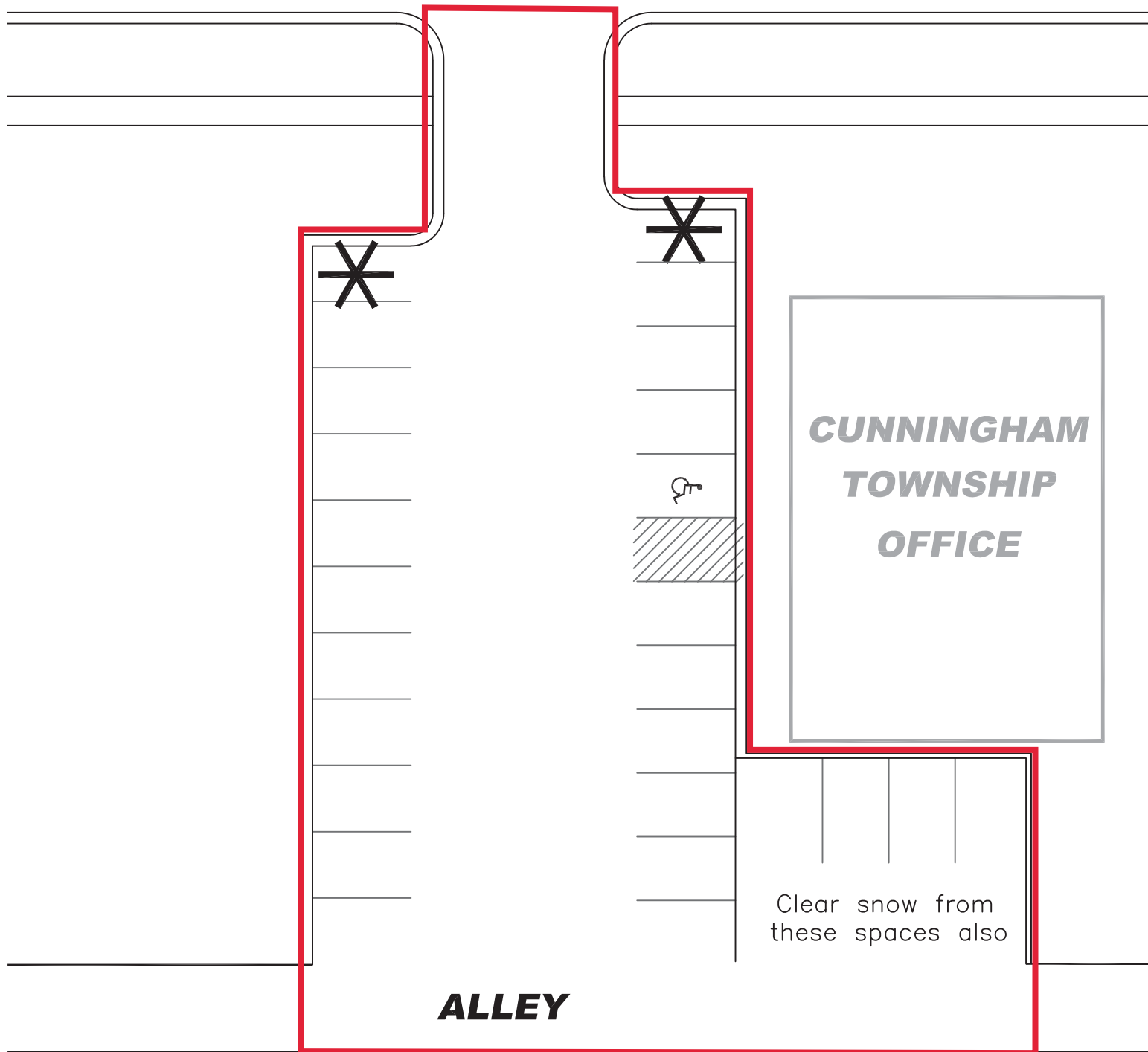


**Lot 12**



10/25/16

**GREEN ST**



PUSH SNOW TO SPACES MARKED \*



**Lot 16**



10/25/16

**RACE ST**

**ELM ST**

**GREEN ST**

*Urbana Free Library*

*Tepper*

*Bldg.*

**PUSH SNOW TO SPACES MARKED \***

# Lot 17 (Library)

10/25/16

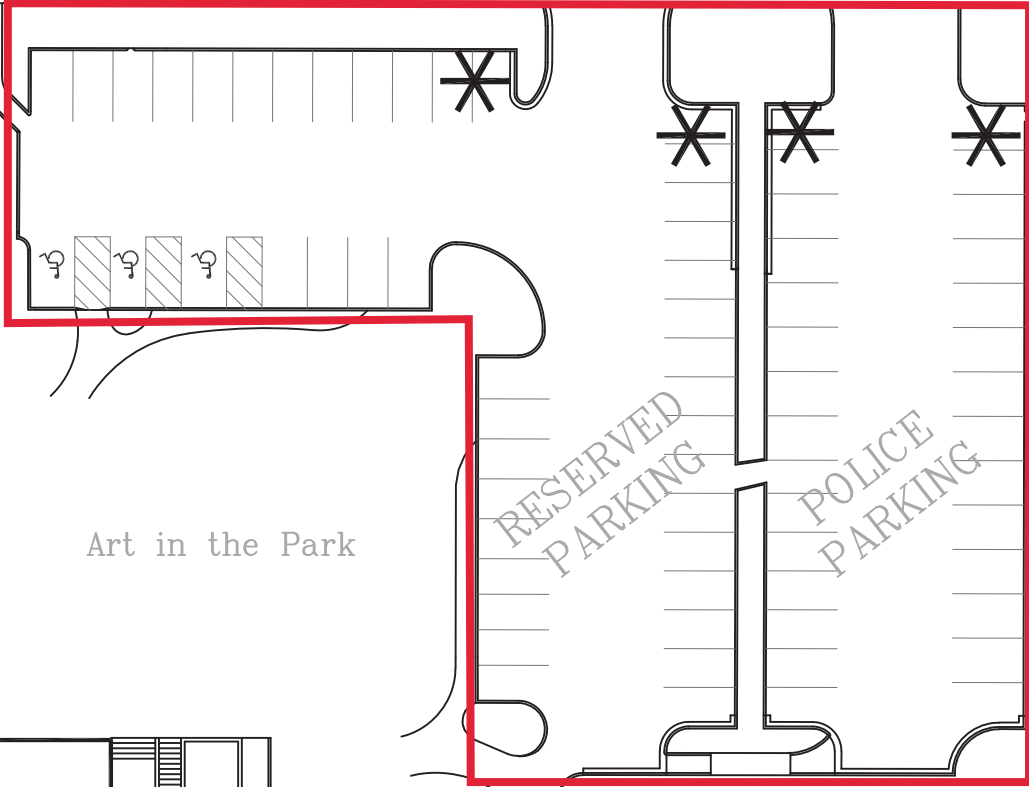


LOT 21

**GREEN ST**

**VINE ST**

**URBANA AV**



**PUSH SNOW TO SPACES MARKED \***

**Lot 22**



10/25/16

**VINE ST**

CITY  
BLDG.

FIRE  
DEPT.

&

&

**HIGH ST**

**URBANA AV**

**ILLINOIS ST**

PUSH SNOW TO SPACES MARKED



**Lot 23**



10/25/16



*Lincoln Square Village*

Lot 10 F

Lot 10 X

**WALNUT ST**

**ILLINOIS ST**

**BROADWAY AV**


**CONCORD  
CLEANERS**

**CALIFORNIA AV**

PUSH SNOW TO SPACES MARKED ✕



**Lot 24**




**CENTRAL AV**

**WOOD ST**

**GRIGGS ST**

**RACE ST**

Boneyard Creek



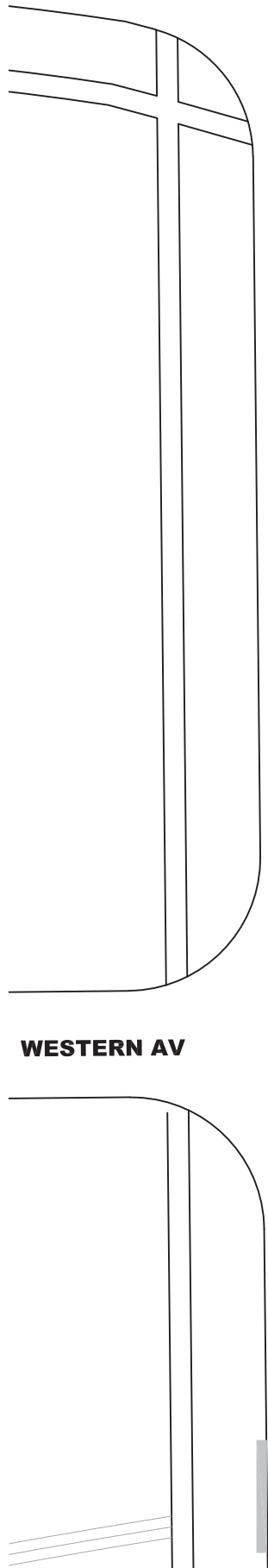
**PUSH SNOW TO SPACES MARKED \***

Bike Parking Racks

Caution:  
Permeable pavers  
10' x 130'



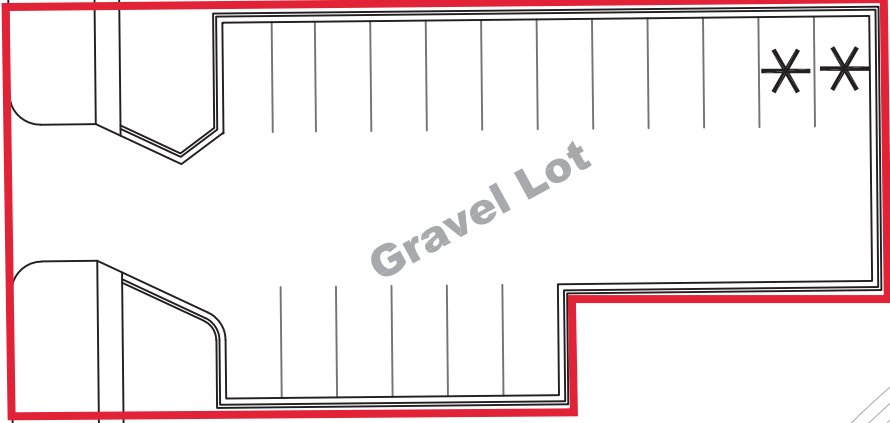
# Lot 25



**COLER AV**

**SPRINGFIELD AV**

GLENN POORS' TV



**WESTERN AV**

BONEYARD CREEK

PUSH SNOW TO SPACES MARKED \*



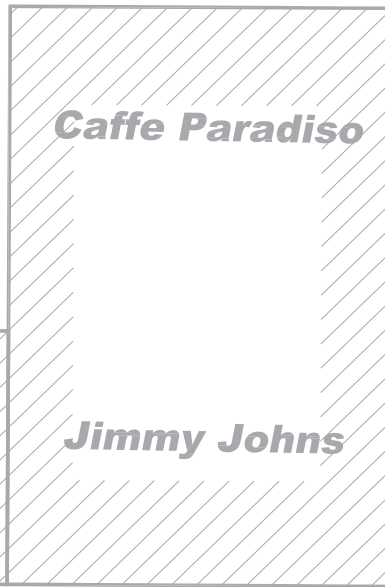

**Lot 26**



10/25/16

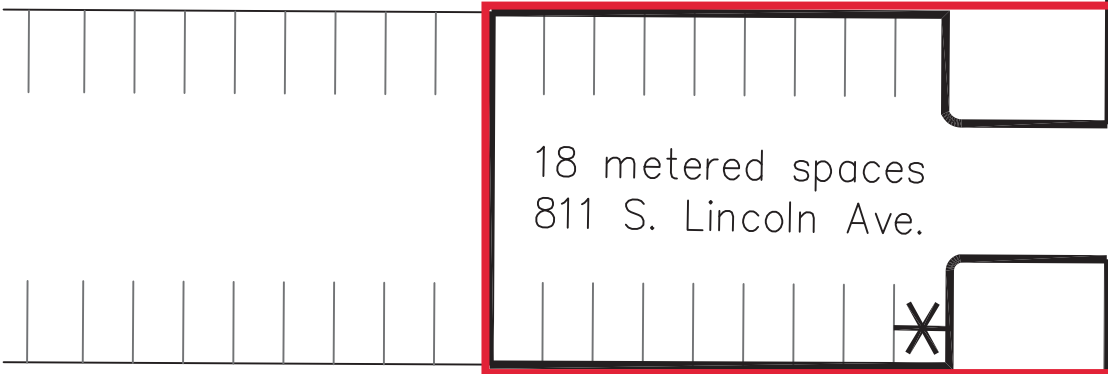
**NEVADA ST**

**LINCOLN AV**



*Caffe Paradiso*

*Jimmy Johns*



18 metered spaces  
811 S. Lincoln Ave.



**PUSH SNOW TO SPACES MARKED \***



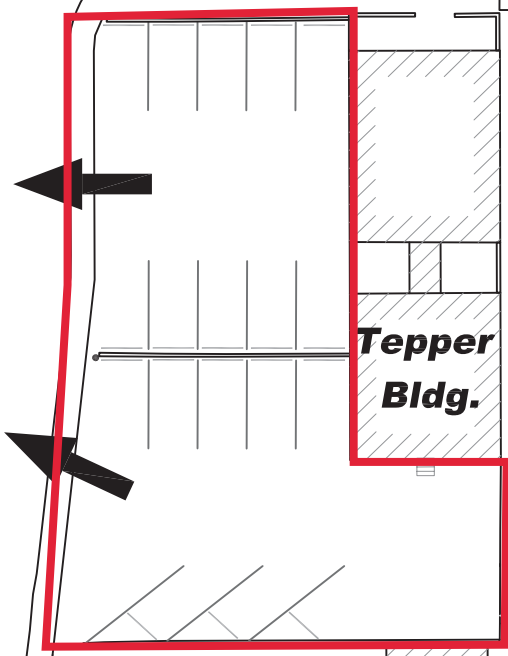
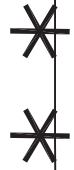
**Lot 40**



10/25/16

**ELM ST**

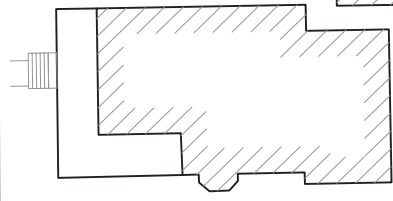
Stockpile along ROW,  
DO NOT cover sidewalk.



**Tepper  
Bldg.**

*Library*

**CEDAR ST**



**Marro Bldg.**



**GREEN ST**

PUSH SNOW TO SPACES MARKED \*



# Tepper & Marro



10/25/16