

Capital Improvement Plan FY2024-FY2028

City Council
May 22, 2023

Tim Cowan, Public Works Director
John Zeman, City Engineer
Carmen Franks, Assistant City Engineer



What is it Comprised of?

Capital Replacement & Investment Expenditures

- Some Operations and Maintenance

Maintaining and Improving Public Infrastructure Assets

- Bridges, Public Facilities, Lights Signals & Signs, Road Pavement, Sidewalks & Paths, Sanitary Sewers, Stormwater Facilities

A Group of Dedicated Funds

- CR&I, Local MFT, State MFT, Sanitary, Stormwater
 - TIF funds and grants (like CDBG or specialized grants) are sometimes used to supplement when applicable

Activities are Project Based

- With Operations and Maintenance Programs



CITY OF
URBANA

What is it Comprised of?

- Section 1. Executive Summary
- Section 2. Capital Asset Summary
- Section 3. Transportation Project Book
- Section 4. Facilities Project Book
- Section 5. Sewer Systems Project Book
- Section 6. Fund Reports

[Full CIP Online](#)

*CIP Resolution Approval
coincides with
Budget Ordinance*



CITY OF
URBANA

How is it Made?

The Annual Process

1. Asset Summary Review
2. Review O&M Programs
3. Review Capital Projects List
4. Prioritize Projects
5. Partner Outreach
6. Financial Projections
7. Schedule Projects
8. Review Fund Balances

Iterative Improvement Process

The Team

Tim Cowan, Public Works Director
John Zeman, City Engineer
Carmen Franks, Assistant City Engineer
Vince Gustafson, Deputy Director of Operations
Ray Garcia, Special Projects Manager
Andy Murphy, Operations Supervisor
Chris Cougill, Operations Supervisor
Troy Richmond, Public Facilities Supervisor
Richard Reynolds, Electrical Supervisor
Kevin Sanderson, Arbor Supervisor
Scott Tess, Sustainability and Resilience Officer
Carol Mitten, City Administrator
William Kolschowsky, Senior Management Analyst
Elizabeth Hannan, HRF Director
Kris Francisco, Financial Service Manager
Aly Robinson, Financial Analyst
Wallace Arnold, GIS Specialist

Partner Outreach: Champaign, Savoy, UCSD, UPD, CCFP, CUMTD, Ameren, IL American



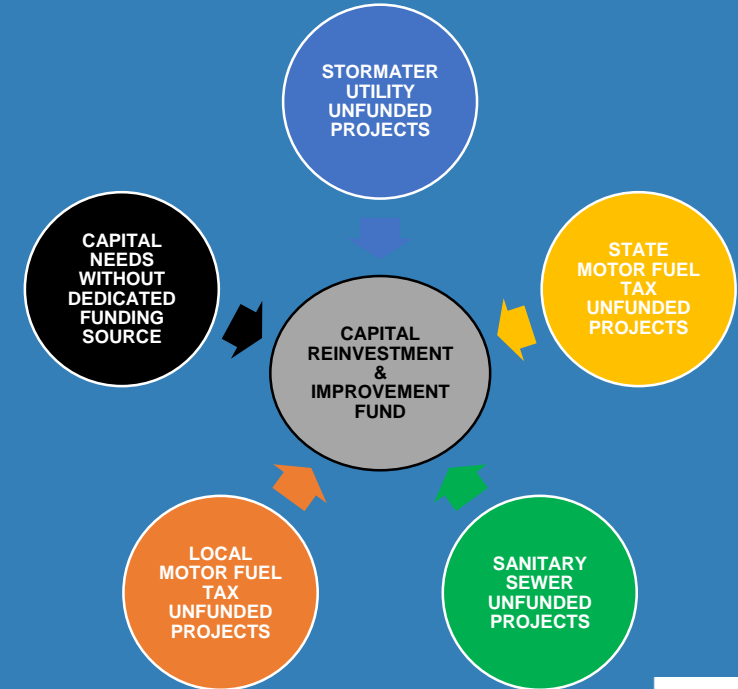
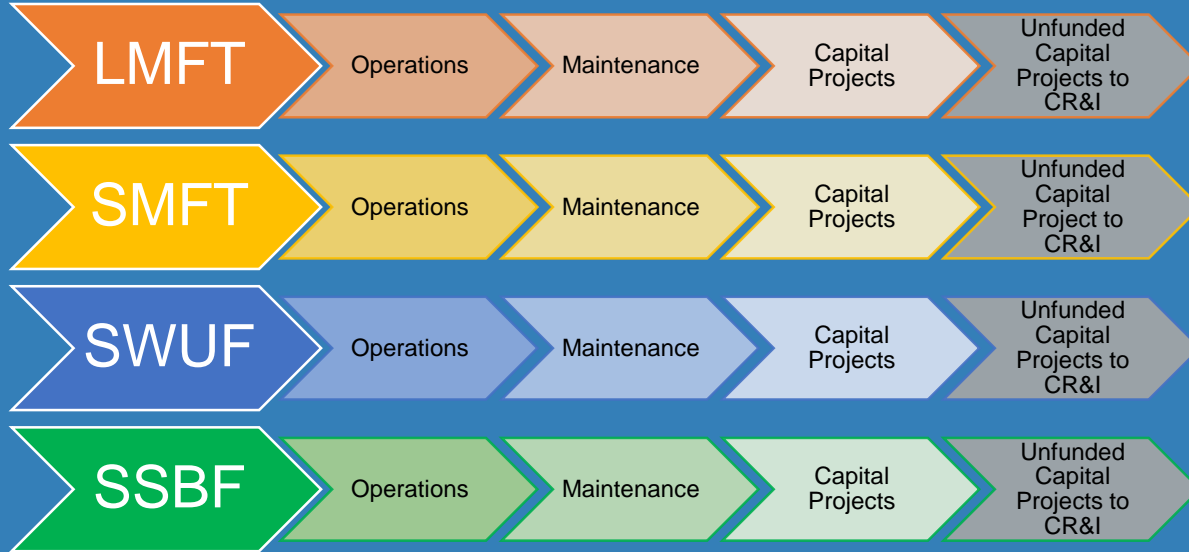
CITY OF
URBANA

1

OPERATIONS, MAINTENANCE, AND CAPITAL PROJECT NEEDS ARE IDENTIFIED IN ASSET CATEGORIES SUPPORTED BY ENTERPRISE-LIKE, DEDICATED FUNDS FOR INITIAL SELECTION/PRIORITIZATION

2

UNFUNDED PROJECTS FROM ENTERPRISE-LIKE FUNDS GO THROUGH SECOND SELECTION CYCLE WITH OTHER CAPITAL NEEDS THAT DON'T HAVE DEDICATED FUNDING TO SUPPORT THEM; LIKE FACILITIES PROJECTS.



3

CAPITAL PROJECTS THAT EXCEED 5-YEAR REVENUE PROJECTIONS WILL BE INCLUDED ON THE UNFUNDED CAPITAL PROJECTS BACKLOG; AS THIS IS DEVELOPED IT WILL BETTER INFORM FUNDING AND RATE ADJUSTMENTS TO MAINTAIN AN ACCEPTABLE LEVEL OF SERVICE



Today's Presentation

Executive Summary

Asset Management Summary

Projects Summary



CITY OF
URBANA

EXECUTIVE SUMMARY



CITY OF
URBANA

Executive Summary

- Financial Overview:
 - FY 24 CIP Spending = \$31.3 million (5-year average = \$20.6 million)
 - Total 5-year CIP Spending = \$102.9 million (~23% is dependent on pending grants)
- Mayor-City Council Goals Progress in the CIP
 - Asset Management Planning (3.1A & 3.1B)
 - Equity and Quality of Life (3.2A & 3.2B)
 - Sustainable Facilities (3.3B)
- Facilities Master Plan Implementation – Still a need to borrow (\$12 million)
- Staffing Vacancies – Limiting CIP Implementation
- Construction Costs – Remain high & unpredictable (NHCCI +46% in last 2 years)
- MWDVBE Contracting Success for Engineering Services (~14% by value)
- Grants



Grants

AWARDED / ALLOCATED / PROGRAMMED (\$9.4 million)

\$1.8 million – CDBG (annual misc. public infrastructure needs in target areas)

\$1.6 million – ARPA (Sanitary Lateral Lining Pilot Program + LMFT allowance)

\$2.5 million – ITEP/REBUILD (x2) for Baker's Lane and Florida Avenue Side paths

\$2.0 million – STBG/STPU Lincoln (Wascher-Killarney) & Florida Avenue Design

\$1.5 million – DCEO for Reconstruction of Fire Stations 2 & 3

PENDING AWARD (\$23.5 million)

\$10.1 million – RAISE Grant, Florida Avenue Construction

\$7.3 million – SS4A Grant, Lincoln Avenue (Wascher-Killarney) Construction

\$6.0 million – STBG/STPU Lincoln Avenue (Green to Florida)

\$65k – IL EPA 319 Grant, Boneyard Creek Improvement

- CDBG – Community Development Block Grant
- ARPA – American Rescue Plan Act
- ITEP – Illinois Transportation Enhancement Program
- REBUILD – Specialized Infrastructure Funding
- STBG/STPU – Surface Transportation Block Grant/Surface Transportation Program – Urban
- DCEO – Department of Commerce and Economic Opportunity
- RAISE – Rebuilding American Infrastructure with Sustainability and Equity
- SS4A – Safe Streets for All
- EPA – Environmental Protection Agency



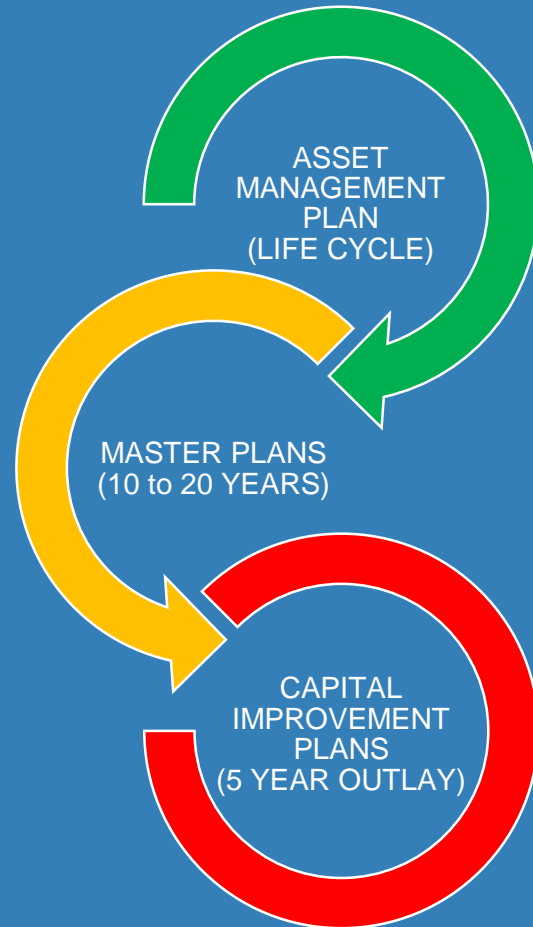
CITY OF
URBANA

ASSET MANAGEMENT SUMMARY



CITY OF
URBANA

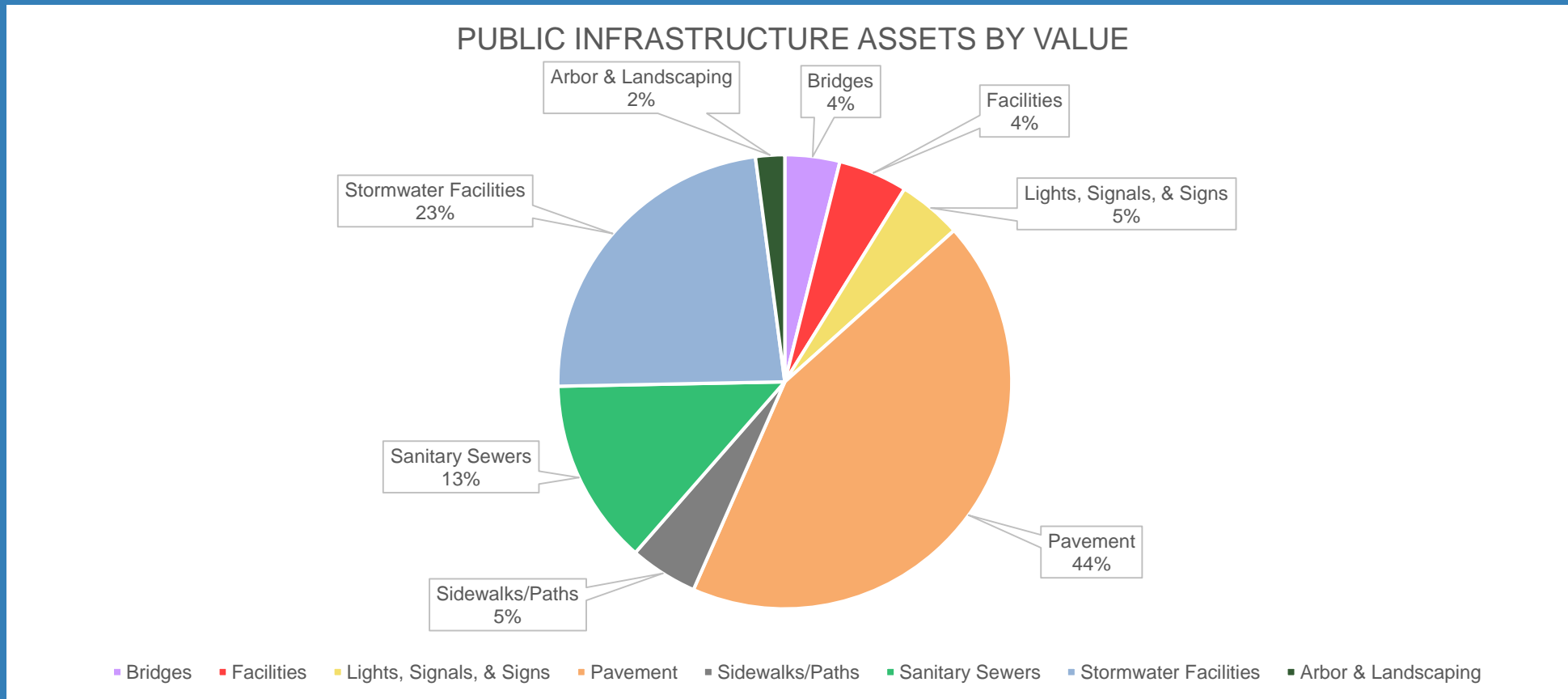
Asset Management Summary



Since 2021, the City has been transitioning to a public infrastructure asset management approach to integrate planning, finance, engineering, and operations to effectively manage existing and new assets to recognize value/liability, reduce risk, and identify/provide satisfactory levels of service to community users in a fiscally sustainable and sociably equitable manner. This section takes a holistic view of infrastructure assets to keep infrastructure assets functional.

Asset Management Summary

Asset Valuation



- Value was estimated based on current reconstruction value
- 2023 CIP Estimated Asset Valuation = \$1,500,000,000 (Yes, that is \$1.5 BILLION, with a B)

Original estimates were developed in the 2021 CIP and have been inflated annually based on National Highway Construction Cost Index which has remained exceptionally high resulting in an aggregate increase of 46% over the past two years. Completion of asset management plans will help further refine these estimates over time.



Asset Management Summary

Funding Gap (the next 5 years)

\$21.5M	CR&I Average Annual Spending Target based on Asset Management Summary
\$15M	O&M Average Annual Spending Target based on Asset Management Summary
\$36.5M	Total Average Annual Spending Target based on Asset Management Summary

\$15.4M	CR&I Average Annual Spending Projections (next 5 years)
\$13.1M	O&M Average Annual Spending Projections (next 5 years)*
\$28.5M	Total Average Annual Spending Projections (next 5 years)

(\$6.1M)	CR&I Average Annual Funding Gap (next 5 years)
(\$1.9M)	O&M Average Annual Average Funding Gap (next 5 years)
(\$8.0M)	Total Average Annual Average Funding Gap (next 5 years)

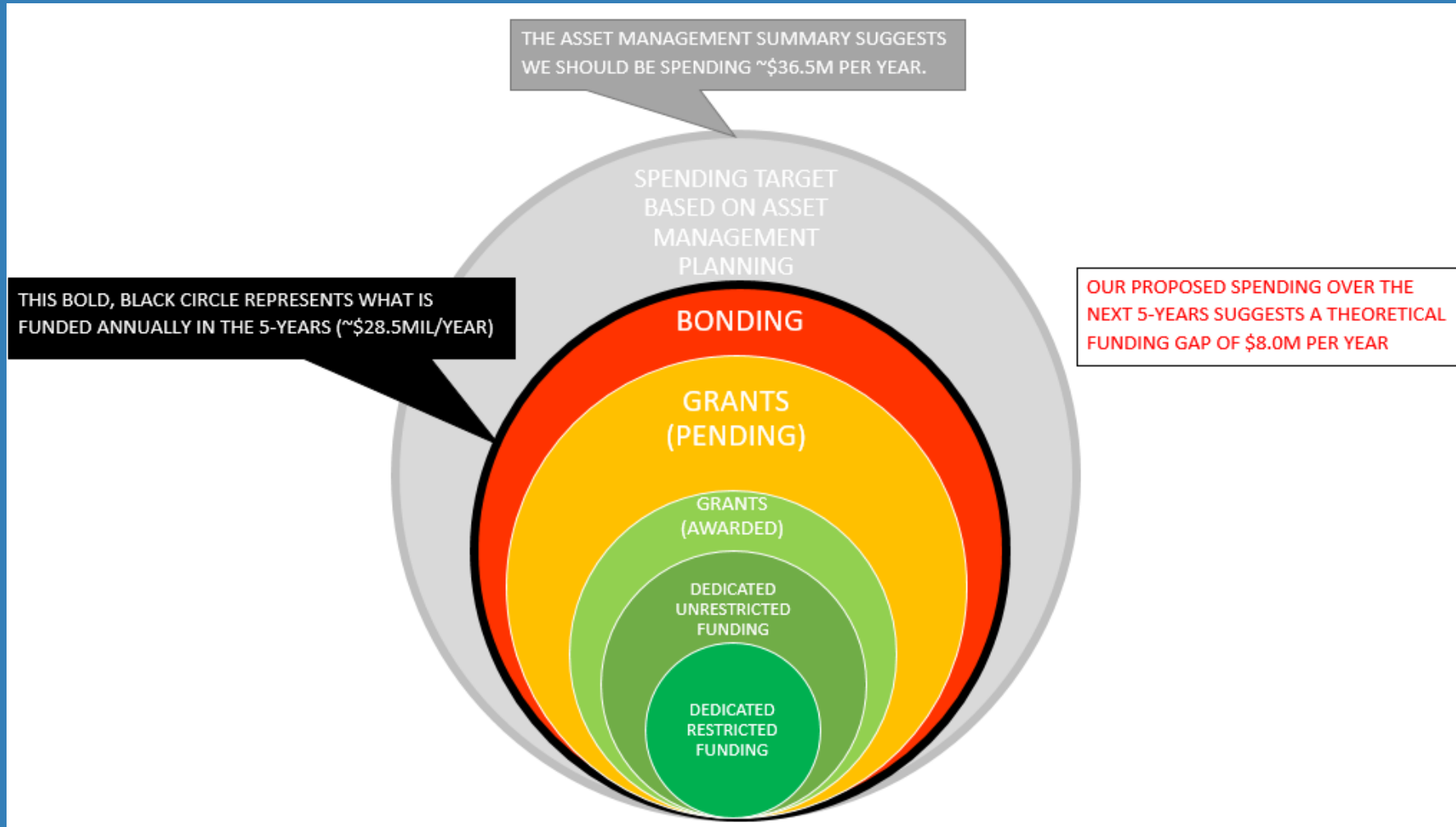
*Note: This is total O&M completed in CIP (\$5.2M) and in PW Operating Budget (\$7.9M) combined.



CITY OF
URBANA

Asset Management Summary

Funding Gap




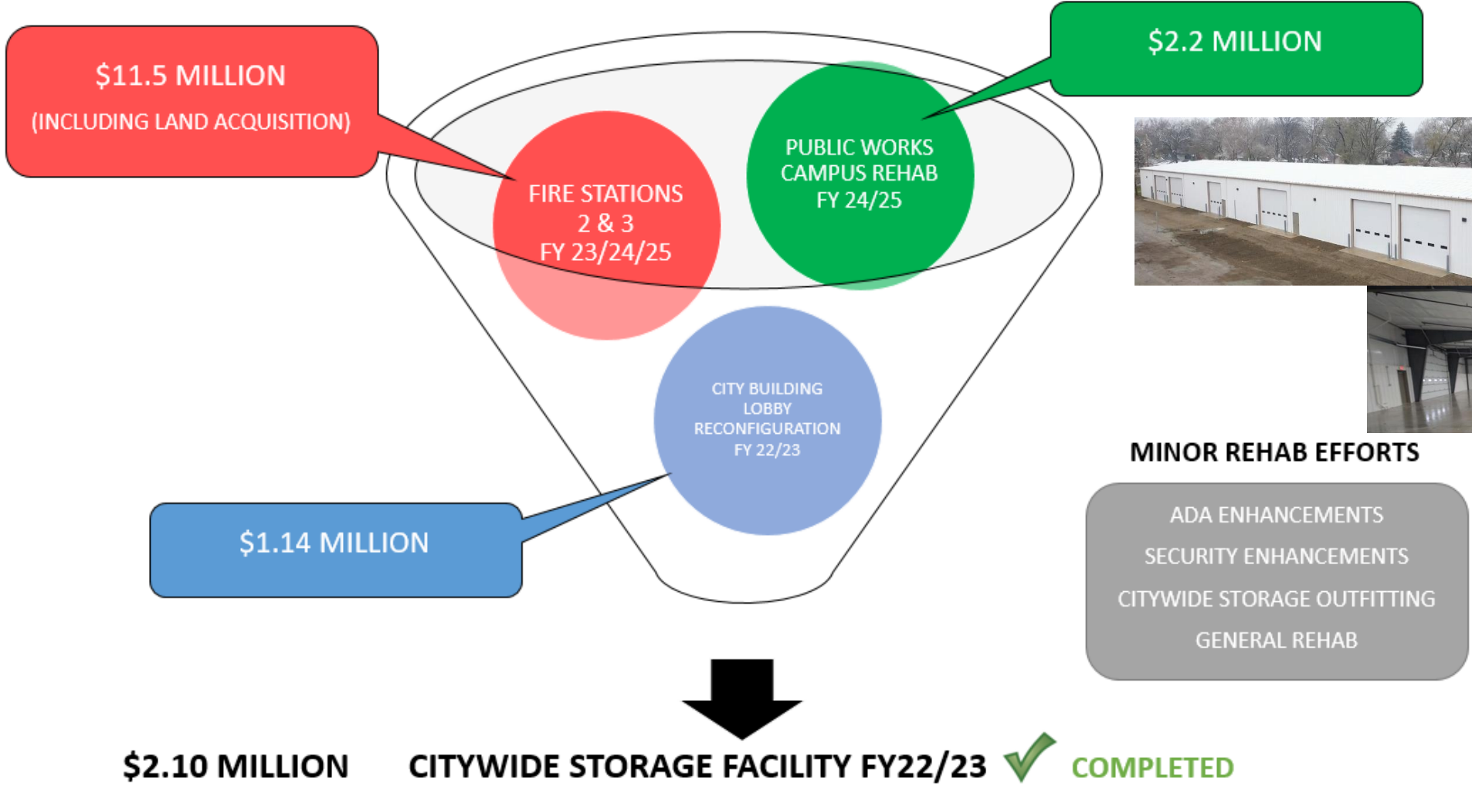
PROJECTS SUMMARY



CITY OF
URBANA

Facilities Master Plan Projects

MAJOR PROJECTS



MINOR REHAB EFFORTS

- ADA ENHANCEMENTS
- SECURITY ENHANCEMENTS
- CITYWIDE STORAGE OUTFITTING
- GENERAL REHAB

URBANA HAS GONE INTERACTIVE!

Welcoming our new GIS Specialist, Wallace Arnold, in our Engineering Division has also welcomed some long overdue digital enhancement, like this:

[Urbana's New Interactive CIP Project Map](https://urbana.ccgisc.org/portalurbana/apps/webappviewer/index.html?id=b4b48ecfae094b62b439911db8efda43)

<https://urbana.ccgisc.org/portalurbana/apps/webappviewer/index.html?id=b4b48ecfae094b62b439911db8efda43>

[Full CIP Online](https://www.urbanaininois.us/departments/public-works/about-public-works/engineering/capital-improvement-plan)

<https://www.urbanaininois.us/departments/public-works/about-public-works/engineering/capital-improvement-plan>



CITY OF
URBANA

Questions and Discussion



Conceptual New Fire Stations